


EDP - ENERGIAS DE PORTUGAL SA FUTURE (EDPF) - EUX/202501

2024/09/16 18:46:41

Price
4.1553 EUR

Difference  -0.66% (-0.03)

General attributes

Symbol EDPFF25
Exchange Eurex
Currency EUR
Security type Future
Underlying EDP-ENERGIAS DE PORTUGAL SA
Maturity 01-2025
Contract size 100

Market data

Bid (Bid size) - EUR (-)
Ask (Ask size) - EUR (-)
Open 4.1553 EUR
High 4.1553 EUR
Low 4.1553 EUR
Close (prev. day) 4.1829 EUR
Underlying EDP-ENERGIAS DE PORTUGAL SA
Underlying price (date) 4.103 (24/09/16)
Settlement price (date) 4.16 (24/09/16)
Open Interest 0

Performance and Risk

	6m	1y	3y
Perf (%)	+17.92%	-	-
Perf (abs.)	+0.64	-	-
Beta	-	-	-
Volatility	24.55	-	-

Futures and Options

Related Futures -
Related Options -












Information about previous performance does not guarantee future performance.
Source: FactSet

Price data

Ø price 5 days Ø volume 5 days (pcs.)	4.1495 EUR (0)
Ø price 30 days Ø volume 30 days (pcs.)	3.8764 EUR (0)
Ø price 100 days Ø volume 100 days (pcs.)	3.7868 EUR (0)
Ø price 250 days Ø volume 250 days (pcs.)	- EUR (-)
YTD High date	4.5584 EUR (2024/01/09)
YTD Low date	3.3730 EUR (2024/03/21)
52 Weeks High date	- EUR (-)
52 Weeks Low date	- EUR (-)

Recent Research

on underlying		on sector		on market	
Date		Headline		Download	
2022/12/19		Global Equity Ratings			
2022/12/19		Aktienempfehlungen Global			
2022/11/28		Global Equity Ratings			
2022/11/28		Aktienempfehlungen Global			
2022/11/18		Global Equity Ratings		