

SWISS MARKET INDEX (SMI) FUTURE (FSMI) - EUX/202612

2024/09/18 18:03:29

Price
11,619.00 CHF

Difference  **-0.57% (-67.00)**

General attributes

Symbol	FSMIZ26
Exchange	Eurex
Currency	CHF
Security type	Future
Underlying	SWISS MARKET INDEX
Maturity	12-2026
Contract size	1

Market data

Bid (Bid size)	- CHF (-)
Ask (Ask size)	- CHF (-)
Open	11,619.00 CHF
High	11,619.00 CHF
Low	11,619.00 CHF
Close (prev. day)	11,686.00 CHF
Underlying	SWISS MARKET INDEX
Underlying price (date)	11,982.30 (24/09/18)
Settlement price (date)	11,619.00 (24/09/18)
Open Interest	0

Performance and Risk

	6m	1y	3y
Perf (%)	+3.13%	-	-
Perf (abs.)	+355.00	-	-
Beta	-	-	-
Volatility	13.73	-	-

Futures and Options

Related Futures	-
Related Options	-

5y












Information about previous performance does not guarantee future performance.
Source: FactSet

Price data

Ø price 5 days Ø volume 5 days (pcs.)	11,655.20 CHF (0)
Ø price 30 days Ø volume 30 days (pcs.)	11,805.67 CHF (0)
Ø price 100 days Ø volume 100 days (pcs.)	11,800.42 CHF (0)
Ø price 250 days Ø volume 250 days (pcs.)	- CHF (-)
YTD High date	12,168.00 CHF (2024/06/07)
YTD Low date	10,614.00 CHF (2024/02/09)
52 Weeks High date	- CHF (-)
52 Weeks Low date	- CHF (-)

Recent Research

on market			
Date		Headline	Download
2024/09/11		Global Equity Ratings	
2024/09/11		Aktienempfehlungen Global	
2024/08/12		Global Equity Ratings	
2024/08/12		Aktienempfehlungen Global	
2024/07/15		Aktienempfehlungen Global	