


# STELLANTIS NV (FRÜH.FIAT CHR.) FUTURE (FIAK) - EUX/202501

2024/06/11 18:55:30

**Price**  
**20.4531** EUR

**Difference**  **-0.88% (-0.18)**

**General attributes**

Symbol	FIAKF25
Exchange	Eurex
Currency	EUR
Security type	Future
Underlying	STELLANTIS N.V.
Maturity	01-2025
Contract size	1,000

**Market data**

Bid (Bid size)	- EUR (-)
Ask (Ask size)	- EUR (-)
Open	20.4531 EUR
High	20.4531 EUR
Low	20.4531 EUR
Close (prev. day)	20.6357 EUR
Underlying	STELLANTIS N.V.
Underlying price (date)	20.075 (24/06/11)
Settlement price (date)	20.45 (24/06/11)
Open Interest	0

**Performance and Risk**

	6m	1y	3y
Perf (%)	-	-	-
Perf (abs.)	-	-	-
Beta	-	-	-
Volatility	-	-	-

**Futures and Options**

Related Futures	-
Related Options	-












Information about previous performance does not guarantee future performance.  
 Source: FactSet

**Price data**

Ø price 5 days   Ø volume 5 days (pcs.)	20.5760 EUR (0)
Ø price 30 days   Ø volume 30 days (pcs.)	20.8668 EUR (0)
Ø price 100 days   Ø volume 100 days (pcs.)	22.4296 EUR (0)
Ø price 250 days   Ø volume 250 days (pcs.)	- EUR (-)
YTD High   date	26.3531 EUR (2024/03/25)
YTD Low   date	18.7183 EUR (2024/01/25)
52 Weeks High   date	- EUR (-)
52 Weeks Low   date	- EUR (-)

**Recent Research**

on underlying				on sector				on market			
Date		Headline		Download							
2023/06/06		Global Equity Ratings									
2023/06/06		Aktienempfehlungen Global									
2023/06/01		Aktienempfehlungen Global									
2023/06/01		Global Equity Ratings									
2023/05/24		Global Equity Ratings		