

UNICREDIT S.P.A. FUTURE (CR5J) - EUX/202501

2024/07/26 18:35:05

Price
37.7971 EUR

Difference  **-0.57% (-0.22)**

General attributes

| | |
|---------------|---------------|
| Symbol | CR5JF25 |
| Exchange | Eurex |
| Currency | EUR |
| Security type | Future |
| Underlying | UNICREDIT SPA |
| Maturity | 01-2025 |
| Contract size | 100 |

Market data

| | |
|-------------------------|------------------|
| Bid (Bid size) | - EUR (-) |
| Ask (Ask size) | - EUR (-) |
| Open | 37.7971 EUR |
| High | 37.7971 EUR |
| Low | 37.7971 EUR |
| Close (prev. day) | 38.0154 EUR |
| Underlying | UNICREDIT SPA |
| Underlying price (date) | 37.84 (24/07/26) |
| Settlement price (date) | 37.80 (24/07/26) |
| Open Interest | 0 |

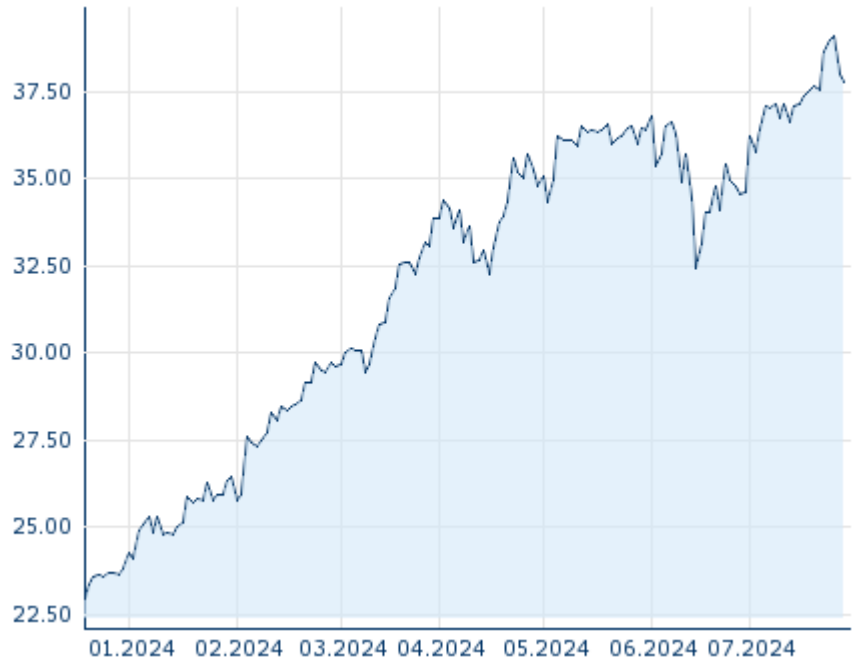
Performance and Risk

| | 6m | 1y | 3y |
|-------------|---------|----|----|
| Perf (%) | +45.56% | - | - |
| Perf (abs.) | +11.83 | - | - |
| Beta | - | - | - |
| Volatility | 27.47 | - | - |

Futures and Options

| | |
|-----------------|---|
| Related Futures | - |
| Related Options | - |

5y













Information about previous performance does not guarantee future performance.
Source: FactSet

Price data

| | |
|---|--------------------------|
| Ø price 5 days Ø volume 5 days (pcs.) | 38.5027 EUR (0) |
| Ø price 30 days Ø volume 30 days (pcs.) | 36.3815 EUR (0) |
| Ø price 100 days Ø volume 100 days (pcs.) | 34.9143 EUR (0) |
| Ø price 250 days Ø volume 250 days (pcs.) | - EUR (-) |
| YTD High date | 39.0900 EUR (2024/07/24) |
| YTD Low date | 24.1051 EUR (2024/01/03) |
| 52 Weeks High date | - EUR (-) |
| 52 Weeks Low date | - EUR (-) |

Recent Research

| on underlying | on sector | on market | |
|---------------|---|---------------------------|---|
| Date | | Headline | Download |
| 2024/07/24 |  | Global Equity Ratings |  |
| 2024/07/24 |  | Aktienempfehlungen Global |  |
| 2024/07/15 |  | Aktienempfehlungen Global |  |
| 2024/07/12 |  | Global Equity Ratings |  |
| 2024/06/21 |  | Global Equity Ratings |  |