

# UNICREDIT S.P.A. FUTURE (CR5J) - EUX/202501

2024/07/26 18:35:05

**Price**  
**37.7971** EUR

**Difference**  **-0.57% (-0.22)**

### General attributes

|               |               |
|---------------|---------------|
| Symbol        | CR5JF25       |
| Exchange      | Eurex         |
| Currency      | EUR           |
| Security type | Future        |
| Underlying    | UNICREDIT SPA |
| Maturity      | 01-2025       |
| Contract size | 100           |

### Market data

|                         |                  |
|-------------------------|------------------|
| Bid (Bid size)          | - EUR (-)        |
| Ask (Ask size)          | - EUR (-)        |
| Open                    | 37.7971 EUR      |
| High                    | 37.7971 EUR      |
| Low                     | 37.7971 EUR      |
| Close (prev. day)       | 38.0154 EUR      |
| Underlying              | UNICREDIT SPA    |
| Underlying price (date) | 37.84 (24/07/26) |
| Settlement price (date) | 37.80 (24/07/26) |
| Open Interest           | 0                |

### Performance and Risk

|             | 6m      | 1y | 3y |
|-------------|---------|----|----|
| Perf (%)    | +45.56% | -  | -  |
| Perf (abs.) | +11.83  | -  | -  |
| Beta        | -       | -  | -  |
| Volatility  | 27.47   | -  | -  |

### Futures and Options

|                 |   |
|-----------------|---|
| Related Futures | - |
| Related Options | - |

5y













Information about previous performance does not guarantee future performance.  
Source: FactSet

### Price data

|                                             |                          |
|---------------------------------------------|--------------------------|
| Ø price 5 days   Ø volume 5 days (pcs.)     | 38.5027 EUR (0)          |
| Ø price 30 days   Ø volume 30 days (pcs.)   | 36.3815 EUR (0)          |
| Ø price 100 days   Ø volume 100 days (pcs.) | 34.9143 EUR (0)          |
| Ø price 250 days   Ø volume 250 days (pcs.) | - EUR (-)                |
| YTD High   date                             | 39.0900 EUR (2024/07/24) |
| YTD Low   date                              | 24.1051 EUR (2024/01/03) |
| 52 Weeks High   date                        | - EUR (-)                |
| 52 Weeks Low   date                         | - EUR (-)                |

### Recent Research

| on underlying | on sector                                                                           | on market                 |                                                                                       |
|---------------|-------------------------------------------------------------------------------------|---------------------------|---------------------------------------------------------------------------------------|
| Date          |                                                                                     | Headline                  | Download                                                                              |
| 2024/07/24    |  | Global Equity Ratings     |  |
| 2024/07/24    |  | Aktienempfehlungen Global |  |
| 2024/07/15    |  | Aktienempfehlungen Global |  |
| 2024/07/12    |  | Global Equity Ratings     |  |
| 2024/06/21    |  | Global Equity Ratings     |  |