

# UNICREDIT S.P.A. FUTURE (CR5J) - EUX/202501

2024/07/05 19:02:55

**Price**  
**37.0541** EUR

**Difference**  **-0.04% (-0.01)**

**General attributes**

|               |               |
|---------------|---------------|
| Symbol        | CR5JF25       |
| Exchange      | Eurex         |
| Currency      | EUR           |
| Security type | Future        |
| Underlying    | UNICREDIT SPA |
| Maturity      | 01-2025       |
| Contract size | 100           |

**Market data**

|                         |                  |
|-------------------------|------------------|
| Bid (Bid size)          | - EUR (-)        |
| Ask (Ask size)          | - EUR (-)        |
| Open                    | 37.0541 EUR      |
| High                    | 37.0541 EUR      |
| Low                     | 37.0541 EUR      |
| Close (prev. day)       | 37.0682 EUR      |
| Underlying              | UNICREDIT SPA    |
| Underlying price (date) | 37.23 (24/07/08) |
| Settlement price (date) | 37.05 (24/07/05) |
| Open Interest           | 0                |



Information about previous performance does not guarantee future performance.  
Source: FactSet

**Performance and Risk**

|             | 6m      | 1y | 3y |
|-------------|---------|----|----|
| Perf (%)    | +47.65% | -  | -  |
| Perf (abs.) | +11.96  | -  | -  |
| Beta        | -       | -  | -  |
| Volatility  | 27.62   | -  | -  |










**Futures and Options**

|                 |   |
|-----------------|---|
| Related Futures | - |
| Related Options | - |

**Price data**

|   |                          |
|---|--------------------------|
| Ø price 5 days   Ø volume 5 days (pcs.)     | 36.4988 EUR (0)          |
| Ø price 30 days   Ø volume 30 days (pcs.)   | 35.4516 EUR (0)          |
| Ø price 100 days   Ø volume 100 days (pcs.) | 33.6565 EUR (0)          |
| Ø price 250 days   Ø volume 250 days (pcs.) | - EUR (-)                |
| YTD High   date                             | 37.0682 EUR (2024/07/04) |
| YTD Low   date                              | 24.1051 EUR (2024/01/03) |
| 52 Weeks High   date                        | - EUR (-)                |
| 52 Weeks Low   date                         | - EUR (-)                |

**Recent Research**

| on underlying   on sector   on market |   |                           |   |
|---------------------------------------|---|---------------------------|---|
| Date                                  |   | Headline                  | Download  |
| 2024/06/21                            |  | Global Equity Ratings     |  |
| 2024/06/21                            |  | Aktienempfehlungen Global |  |
| 2024/06/14                            |  | Global Equity Ratings     |  |
| 2024/06/14                            |  | Aktienempfehlungen Global |  |
| 2024/05/29                            |  | Global Equity Ratings     |  |