

OXURION N.V.

ISIN: BE0003846632

WKN: -

Overview

2024/05/03 08:02:09

Price
0.0001 EURDifference  0.00% (0.00)

General attributes

ISIN	BE0003846632
Symbol	OXUR
Exchange	Stuttgart
Currency	EUR
Sector	Chemical / Pharmaceutical / Health
Security type	Stock
Market cap (m)	2 EUR
Benchmark	BEL 20 INDEX

Market data

Bid (Bid size)	- (0)
Ask (Ask size)	- (0)
Open	0.0001 EUR
High	0.0001 EUR
Low	0.0001 EUR
Close (prev. day)	0.0001 EUR
VWAP	-
Volume (pcs)	0
Trading volume	0.00
Number of trades	1
Last size	0

Futures and Options







Related Futures	-
Related Options	-

5y



Information about previous performance does not guarantee future performance.
Source: FactSet

Recent research

on sector		on market	
Date		Headline	Download
2024/04/29		Aktienempfehlungen Österreich	
2024/04/26		Global Equity Ratings	
2024/04/26		Aktienempfehlungen Global	
2024/04/15		Aktienempfehlungen Österreich	
2024/04/03		Global Equity Ratings	

Details

2024/05/03 08:02:09

Price

0.0001 EUR

Difference ↔ 0.00% (0.00)

General attributes

ISIN	BE0003846632
Symbol	OXUR
Exchange	Stuttgart
Currency	EUR
Sector	Chemical / Pharmaceutical / Health
Security type	Stock
Market cap (m)	2 EUR
Benchmark	BEL 20 INDEX

Market data

Bid (Bid size)	- (0)
Ask (Ask size)	- (0)
Open	0.0001 EUR
High	0.0001 EUR
Low	0.0001 EUR
Close (prev. day)	0.0001 EUR
VWAP	-
Volume (pcs)	0
Trading volume	0.00
Number of trades	1
Last size	0

Performance and Risk

	6m	1y	3y
Perf (%)	-90.00%	-98.04%	-100.00%
Perf (abs.)	+0.00	-0.01	-2.55
Beta	2.60	0.88	0.66
Volatility	993.17	677.98	413.31

5y



Information about previous performance does not guarantee future performance.
Source: FactSet

Price data

Ø price 5 days Ø volume 5 days (pcs.)	0.0001 EUR (0)
Ø price 30 days Ø volume 30 days (pcs.)	0.0001 EUR (0)
Ø price 100 days Ø volume 100 days (pcs.)	0.0002 EUR (20,303)
Ø price 250 days Ø volume 250 days (pcs.)	0.0010 EUR (10,221)
YTD High date	0.0010 EUR (2024/01/09)
YTD Low date	0.0001 EUR (2024/01/16)
52 Weeks High date	0.0056 EUR (2023/05/30)
52 Weeks Low date	0.0001 EUR (2024/01/16)

Arbitrage views

Exchange ⊕	Date	Time	Price	Trading volume (mio.)	Number of trades
Stuttgart	2024/05/03	08:02	0.0001 EUR	0.00	1
London Stock Exchange	2020/10/06	17:36	2.56 EUR	0.21	1
Frankfurt	2024/05/03	21:49	0.0001 EUR	0.00	2
Euronext Brussels	2024/05/03	17:27	0.0002 EUR	0.01	30
Berlin	2024/05/03	08:08	0.0001 EUR	0.00	1

Company profile

Company Logo



Contact Details

OXURION NV

--

Gaston Geenslaan 1, Heverlee - 3001
Leuven

Telefon: +32-1-675-13-10

Fax: +

E-mail: info@oxurion.com

Company Profile

-

Members of Management Board

Tom Graney Chairman of Managing Board

Andy De Deene Member of Executive Committee

Kathleen Paisley Member of Executive Committee

Michael Dillen Member of Executive Committee

Board of directors

Charles Paris de Bollardire Chairman of Supervisory Board

Anat Loewenstein Member of Supervisory Board

James Hartmann Member of Supervisory Board

Nathalie Laarakker Member of Supervisory Board