

GRUVAKTIEBOLAGET VISCARIA

ISIN: SE0021148160 WKN: -

Overview

2024/06/21 11:17:24

Price
2.07 EURDifference  1.22% (0.03)

General attributes

ISIN	SE0021148160
Symbol	VISC
Exchange	Stuttgart
Currency	EUR
Sector	Energy / Commodities
Security type	Stock
Market cap (m)	195 EUR
Benchmark	OMX STOCKHOLM 30 INDEX

Market data

Bid (Bid size)	- (0)
Ask (Ask size)	- (0)
Open	2.07 EUR
High	2.07 EUR
Low	2.07 EUR
Close (prev. day)	2.045 EUR
VWAP	-
Volume (pcs)	0
Trading volume	0.00
Number of trades	5
Last size	0

Futures and Options





Related Futures	-
Related Options	-

5y



Information about previous performance does not guarantee future performance.
Source: FactSet

Recent research

on sector			
Date		Headline	Download
2024/06/21		Global Equity Ratings	
2024/06/21		Aktienempfehlungen Global	
2024/06/14		Equity Weekly	
2024/06/14		Global Equity Ratings	
2024/06/14		Aktienempfehlungen Global	

Details

2024/06/21 11:17:24

Price
2.07 EURDifference ▲ 1.22% (0.03)

General attributes

ISIN	SE0021148160
Symbol	VISC
Exchange	Stuttgart
Currency	EUR
Sector	Energy / Commodities
Security type	Stock
Market cap (m)	195 EUR
Benchmark	OMX STOCKHOLM 30 INDEX

Market data

Bid (Bid size)	- (0)
Ask (Ask size)	- (0)
Open	2.07 EUR
High	2.07 EUR
Low	2.07 EUR
Close (prev. day)	2.045 EUR
VWAP	-
Volume (pcs)	0
Trading volume	0.00
Number of trades	5
Last size	0

Performance and Risk

	6m	1y	3y
Perf (%)	+2.83%	-	-
Perf (abs.)	+0.06	-	-
Beta	-0.08	0.36	0.58
Volatility	55.33	-	-

5y



Information about previous performance does not guarantee future performance.
Source: FactSet

Price data

Ø price 5 days Ø volume 5 days (pcs.)	2.10 EUR (0)
Ø price 30 days Ø volume 30 days (pcs.)	2.04 EUR (0)
Ø price 100 days Ø volume 100 days (pcs.)	2.13 EUR (5)
Ø price 250 days Ø volume 250 days (pcs.)	- EUR (-)
YTD High date	2.67 EUR (2024/05/06)
YTD Low date	1.79 EUR (2024/05/14)
52 Weeks High date	- EUR (-)
52 Weeks Low date	- EUR (-)

Arbitrage views

Exchange ⊕	Date	Time	Price	Trading volume (mio.)	Number of trades
Stuttgart	2024/06/21	11:17	2.07 EUR	0.00	5
Nasdaq Stockholm	2024/06/20	18:00	24.30 SEK	7.98	641
Munich	2024/06/21	08:09	2.175 EUR	0.00	2
London Stock Exchange	2024/05/10	09:16	24.85 SEK	0.07	1
Frankfurt	2024/06/	17:15	1.924 EUR	0.00	8

Company profile

Company Logo



Company Profile

-

Contact Details

GRUVAKTIEBOLAGET VISCARIA

--

Viscariavaegen 10 98199 Kiruna

Telefon: -

Fax: -

E-mail: info@viscaria.com