


# AUTOWALLIS PLC HUF12.5(POST SUBD) (ATW) - BUD/20241230

2024/07/26 03:57:34

**Price**  
150.00 HUF

**Difference**  -0.66% (-1.00)

**General attributes**

Symbol	ATW1224
Exchange	Budapest Stock Exchange
Currency	HUF
Security type	Future
Underlying	AUTOWALLIS PLC HUF12.5(POST SUBD)
Maturity	12-2024
Contract size	8,000

**Market data**

Bid (Bid size)	- HUF (-)
Ask (Ask size)	- HUF (-)
Open	150.00 HUF
High	-
Low	-
Close (prev. day)	151.00 HUF
Underlying	AUTOWALLIS PLC HUF12.5(POST SUBD)
Underlying price (date)	147.00 (24/07/26)
Settlement price (date)	- (-)
Open Interest	0

**Performance and Risk**

	6m	1y	3y
Perf (%)	-	-	-
Perf (abs.)	-	-	-
Beta	-	-	-
Volatility	-	-	-

**Futures and Options**

Related Futures	-
Related Options	-












Information about previous performance does not guarantee future performance.  
Source: FactSet

**Price data**

Ø price 5 days   Ø volume 5 days (pcs.)	- HUF (-)
Ø price 30 days   Ø volume 30 days (pcs.)	- HUF (-)
Ø price 100 days   Ø volume 100 days (pcs.)	- HUF (-)
Ø price 250 days   Ø volume 250 days (pcs.)	- HUF (-)
YTD High   date	- HUF (-)
YTD Low   date	- HUF (-)
52 Weeks High   date	- HUF (-)
52 Weeks Low   date	- HUF (-)

**Recent Research**

on market

Date		Headline	Download
2024/07/03		Global Strategy 3Q 2024	
2024/07/03		Global Strategy 3Q 2024	
2024/03/26		Global Strategy 2Q 2024	
2024/03/26		Global Strategy 2Q 2024	
2024/01/09		Global Strategy 1Q 2024	