


# AUTOWALLIS PLC HUF12.5(POST SUBD) (ATW) - BUD/20241230

2024/07/26 03:57:34

**Price**  
**150.00** HUF

**Difference**  -0.66% (-1.00)

**General attributes**

Symbol ATW1224  
 Exchange Budapest Stock Exchange  
 Currency HUF  
 Security type Future  
 Underlying AUTOWALLIS PLC HUF12.5(POST SUBD)  
 Maturity 12-2024  
 Contract size 8,000

**Market data**

Bid (Bid size) - HUF (-)  
 Ask (Ask size) - HUF (-)  
 Open 150.00 HUF  
 High -  
 Low -  
 Close (prev. day) 151.00 HUF  
 Underlying AUTOWALLIS PLC HUF12.5(POST SUBD)  
 Underlying price (date) 147.00 (24/07/26)  
 Settlement price (date) - (-)  
 Open Interest 0

**Performance and Risk**

|             | 6m | 1y | 3y |
|-------------|----|----|----|
| Perf (%)    | -  | -  | -  |
| Perf (abs.) | -  | -  | -  |
| Beta        | -  | -  | -  |
| Volatility  | -  | -  | -  |

**Futures and Options**

Related Futures -  
 Related Options -













Information about previous performance does not guarantee future performance.  
 Source: FactSet

**Price data**

Ø price 5 days | Ø volume 5 days (pcs.) - HUF (-)  
 Ø price 30 days | Ø volume 30 days (pcs.) - HUF (-)  
 Ø price 100 days | Ø volume 100 days (pcs.) - HUF (-)  
 Ø price 250 days | Ø volume 250 days (pcs.) - HUF (-)  
 YTD High | date - HUF (-)  
 YTD Low | date - HUF (-)  
 52 Weeks High | date - HUF (-)  
 52 Weeks Low | date - HUF (-)

**Recent Research**

on market

| Date       | Headline  | Download  |
|------------|---|---|
| 2024/07/03 |  Global Strategy 3Q 2024 |  |
| 2024/07/03 |  Global Strategy 3Q 2024 |  |
| 2024/03/26 |  Global Strategy 2Q 2024 |  |
| 2024/03/26 |  Global Strategy 2Q 2024 |  |
| 2024/01/09 |  Global Strategy 1Q 2024 |  |