

APPENINN HOLDINGS (APP) - BUD/20241230

2024/07/27 09:52:03

Price
613.00 HUF
Difference  **-0.33% (-2.00)**

General attributes

Symbol APP1224
Exchange Budapest Stock Exchange
Currency HUF
Security type Future
Underlying APPENNIN HLDGS HUF100
Maturity 12-2024
Contract size 1,000

Market data

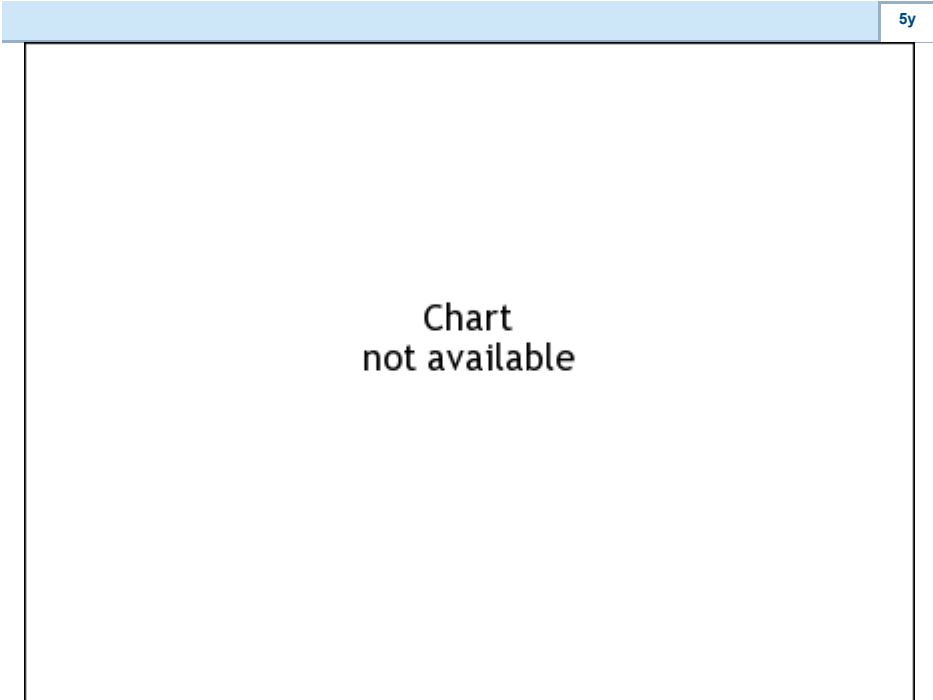
Bid (Bid size) - HUF (-)
Ask (Ask size) - HUF (-)
Open 613.00 HUF
High -
Low -
Close (prev. day) 615.00 HUF
Underlying APPENNIN HLDGS HUF100
Underlying price (date) 596.00 (24/07/26)
Settlement price (date) - (-)
Open Interest 0

Performance and Risk

	6m	1y	3y
Perf (%)	-	-	-
Perf (abs.)	-	-	-
Beta	-	-	-
Volatility	-	-	-

Futures and Options

Related Futures -
Related Options -












Information about previous performance does not guarantee future performance.
 Source: FactSet

Price data

Ø price 5 days | Ø volume 5 days (pcs.) - HUF (-)
Ø price 30 days | Ø volume 30 days (pcs.) - HUF (-)
Ø price 100 days | Ø volume 100 days (pcs.) - HUF (-)
Ø price 250 days | Ø volume 250 days (pcs.) - HUF (-)
YTD High | date - HUF (-)
YTD Low | date - HUF (-)
52 Weeks High | date - HUF (-)
52 Weeks Low | date - HUF (-)

Recent Research

on sector		on market		
Date		Headline		Download
2024/07/26		Equity Weekly		
2024/07/24		Global Equity Ratings		
2024/07/24		Aktienempfehlungen Global		
2024/07/15		Aktienempfehlungen Global		
2024/07/12		Global Equity Ratings		