

APPENINN HOLDINGS (APP) - BUD/20241230

2024/07/27 09:52:03

Price
613.00 HUF

Difference  -0.33% (-2.00)

General attributes

Symbol	APP1224
Exchange	Budapest Stock Exchange
Currency	HUF
Security type	Future
Underlying	APPENINN HLDGS HUF100
Maturity	12-2024
Contract size	1,000

Market data

Bid (Bid size)	- HUF (-)
Ask (Ask size)	- HUF (-)
Open	613.00 HUF
High	-
Low	-
Close (prev. day)	615.00 HUF
Underlying	APPENINN HLDGS HUF100
Underlying price (date)	596.00 (24/07/26)
Settlement price (date)	- (-)
Open Interest	0


Performance and Risk

	6m	1y	3y
Perf (%)	-	-	-
Perf (abs.)	-	-	-
Beta	-	-	-
Volatility	-	-	-

Futures and Options

Related Futures	-
Related Options	-

5y












Information about previous performance does not guarantee future performance.
Source: FactSet

Price data

Ø price 5 days Ø volume 5 days (pcs.)	- HUF (-)
Ø price 30 days Ø volume 30 days (pcs.)	- HUF (-)
Ø price 100 days Ø volume 100 days (pcs.)	- HUF (-)
Ø price 250 days Ø volume 250 days (pcs.)	- HUF (-)
YTD High date	- HUF (-)
YTD Low date	- HUF (-)
52 Weeks High date	- HUF (-)
52 Weeks Low date	- HUF (-)

Recent Research

on sector		on market	
Date		Headline	Download
2024/07/26		Equity Weekly	
2024/07/24		Global Equity Ratings	
2024/07/24		Aktienempfehlungen Global	
2024/07/15		Aktienempfehlungen Global	
2024/07/12		Global Equity Ratings	