


# ALTEO ENERGIASZOLGALTATO NYILVANOS HUF12.5(POST SUBD) (ALT) - B

2024/04/30 03:56:02

**Price**  
3,824.00 HUF

**Difference**  1.62% (61.00)

**General attributes**

**Symbol** ALT1224

**Exchange** Budapest Stock Exchange

**Currency** HUF

**Security type** Future

**Underlying** ALTEO ENERGIASZOLGALTATO NYILVANOS HUF12.5(POST SUBD)

**Maturity** 12-2024

**Contract size** 800

**Market data**

**Bid (Bid size)** - HUF (-)

**Ask (Ask size)** - HUF (-)

**Open** 3,824.00 HUF

**High** -

**Low** -

**Close (prev. day)** 3,763.00 HUF

**Underlying** ALTEO ENERGIASZOLGALTATO NYILVANOS HUF12.5(POST SUBD)

**Underlying price (date)** 3,700.00 (24/04/30)

**Settlement price (date)** - (-)

**Open Interest** 0

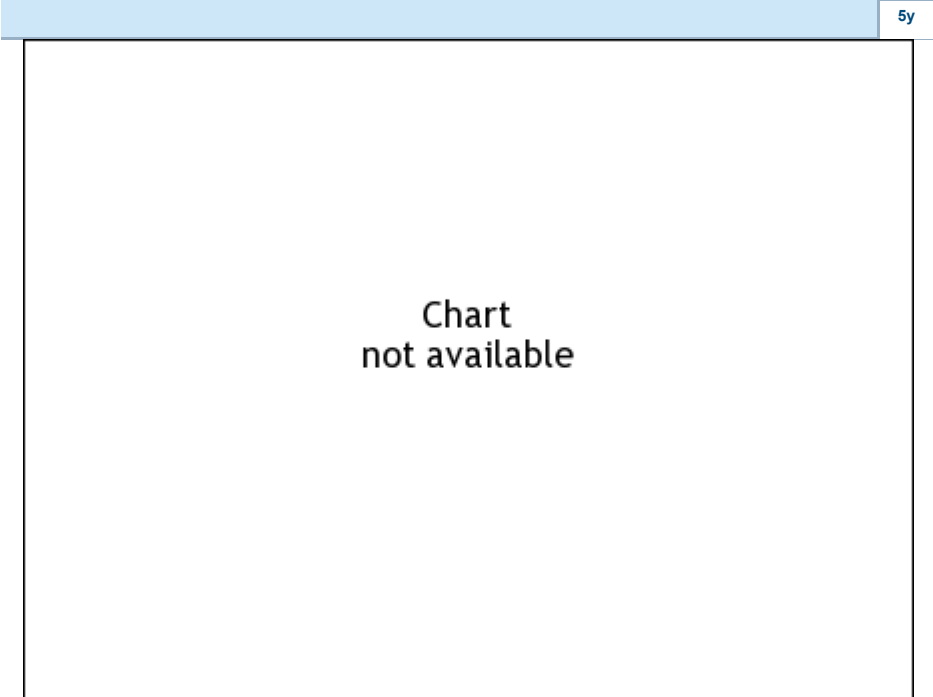
**Performance and Risk**

	6m	1y	3y
Perf (%)	-	-	-
Perf (abs.)	-	-	-
Beta	-	-	-
Volatility	-	-	-

**Futures and Options**

**Related Futures** -

**Related Options** -



Information about previous performance does not guarantee future performance.  
Source: FactSet

**Price data**

Ø price 5 days | Ø volume 5 days (pcs.) - HUF (-)

Ø price 30 days | Ø volume 30 days (pcs.) - HUF (-)

Ø price 100 days | Ø volume 100 days (pcs.) - HUF (-)

Ø price 250 days | Ø volume 250 days (pcs.) - HUF (-)

YTD High | date - HUF (-)










YTD Low | date - HUF (-)

52 Weeks High | date - HUF (-)

52 Weeks Low | date - HUF (-)

**Recent Research**

on market

Date		Headline	Download
2024/03/26		Global Strategy 2Q 2024	
2024/03/26		Global Strategy 2Q 2024	
2024/01/09		Global Strategy 1Q 2024	
2024/01/09		Global Strategy 1Q 2024	
2023/09/29		Global Strategy 4Q 2023	