

LION COPPER AND GOLD CORP.

ISIN: CA53620R1091 WKN: 53620R109

Overview

2024/07/26 08:02:41

Price
0.0495 EURDifference  0.00% (0.00)

General attributes

ISIN	CA53620R1091
Symbol	LCGMF
Exchange	Munich
Currency	EUR
Sector	Energy / Commodities
Security type	Stock
Market cap (m)	19 EUR
Benchmark	S&P/TSX 60 INDEX

Market data

Bid (Bid size)	-
Ask (Ask size)	-
Open	0.0495 EUR
High	0.0495 EUR
Low	0.0495 EUR
Close (prev. day)	0.0495 EUR
VWAP	0.061 EUR
Volume (pcs)	0
Trading volume	0.00
Number of trades	1
Last size	0

Futures and Options











Related Futures	-
Related Options	-

5y



Information about previous performance does not guarantee future performance.
Source: FactSet

Recent research

on sector		
Date	Headline	Download
2024/07/26	 Equity Weekly	
2024/07/24	 Global Equity Ratings	
2024/07/24	 Aktienempfehlungen Global	
2024/07/15	 Aktienempfehlungen Global	
2024/07/12	 Equity Weekly	

Details

2024/07/26 08:02:41

Price

0.0495 EUR

Difference ➔ 0.00% (0.00)

General attributes

ISIN	CA53620R1091
Symbol	LCGMF
Exchange	Munich
Currency	EUR
Sector	Energy / Commodities
Security type	Stock
Market cap (m)	19 EUR
Benchmark	S&P/TSX 60 INDEX

Market data

Bid (Bid size)	-
Ask (Ask size)	-
Open	0.0495 EUR
High	0.0495 EUR
Low	0.0495 EUR
Close (prev. day)	0.0495 EUR
VWAP	0.061 EUR
Volume (pcs)	0
Trading volume	0.00
Number of trades	1
Last size	0

Performance and Risk

	6m	1y	3y
Perf (%)	-7.48%	-12.39%	-70.00%
Perf (abs.)	+0.00	-0.01	-0.12
Beta	-1.17	-0.36	1.43
Volatility	30.98	27.96	41.59

5y



Information about previous performance does not guarantee future performance.
Source: FactSet

Price data

Ø price 5 days Ø volume 5 days (pcs.)	0.0495 EUR (0)
Ø price 30 days Ø volume 30 days (pcs.)	0.0532 EUR (33)
Ø price 100 days Ø volume 100 days (pcs.)	0.0528 EUR (10)
Ø price 250 days Ø volume 250 days (pcs.)	0.0545 EUR (4)
YTD High date	0.0610 EUR (2024/06/17)
YTD Low date	0.0495 EUR (2024/01/18)
52 Weeks High date	0.0610 EUR (2024/06/17)
52 Weeks Low date	0.0495 EUR (2024/01/18)

All listings for LION COPPER AND GOLD CORP.

Exchange ⊕	Date	Time	Price	Trading volume (mio.)	Number of trades
TSX Venture Exchange	2024/07/26	21:59	0.08 CAD	0.00	1
Stuttgart	2024/07/26	11:05	0.042 EUR	0.00	3
Munich	2024/07/26	08:02	0.0495 EUR	0.00	1
Frankfurt	2024/07/26	08:05	0.042 EUR	0.00	1
FINRA other OTC	2024/07/26	15:47	0.0579 USD	0.00	2

Company profile

Company Logo



Company Profile

-

Contact Details

LION COPPER AND GOLD

--

Telefon: -

Fax: -

E-mail: -