

## LIFE360 INC. NPV CDI 3:1

ISIN: **AU0000045098** WKN: -

## Overview

2024/09/13 08:01:23

Price

10.00 EUR

Difference  0.00% (0.00)

## General attributes

ISIN	AU0000045098
Symbol	360
Exchange	Frankfurt
Currency	EUR
Sector	-
Security type	Stock
Market cap (m)	2,285 EUR
Benchmark	S&P 500

## Market data

Bid (Bid size)	-
Ask (Ask size)	-
Open	10.00 EUR
High	10.00 EUR
Low	10.00 EUR
Close (prev. day)	10.00 EUR
VWAP	12.00 EUR
Volume (pcs)	0
Trading volume	0.00
Number of trades	1
Last size	0

## Futures and Options

Related Futures	-
Related Options	-

5y













Information about previous performance does not guarantee future performance.

Source: FactSet

## Recent research

on market

Date	Headline	Download
2024/09/11	 Global Equity Ratings	
2024/09/11	 Aktienempfehlungen Global	
2024/09/09	 Marktkommentar	
2024/09/05	 Global Equity Ratings	
2024/09/05	 Aktienempfehlungen Global	

## Details

2024/09/13 08:01:23

### Price

10.00 EUR

Difference ↔ 0.00% (0.00)

### General attributes

ISIN	AU0000045098
Symbol	360
Exchange	Frankfurt
Currency	EUR
Sector	-
Security type	Stock
Market cap (m)	2,285 EUR
Benchmark	S&P 500

### Market data

Bid (Bid size)	-
Ask (Ask size)	-
Open	10.00 EUR
High	10.00 EUR
Low	10.00 EUR
Close (prev. day)	10.00 EUR
VWAP	12.00 EUR
Volume (pcs)	0
Trading volume	0.00
Number of trades	1
Last size	0

### Performance and Risk

	6m	1y	3y
Perf (%)	+29.87%	-	-
Perf (abs.)	+2.30	-	-
Beta	-	-	-
Volatility	60.08	-	-

5y



Information about previous performance does not guarantee future performance.  
Source: FactSet

### Price data

Ø price 5 days   Ø volume 5 days (pcs.)	10.15 EUR (0)
Ø price 30 days   Ø volume 30 days (pcs.)	10.58 EUR (15)
Ø price 100 days   Ø volume 100 days (pcs.)	9.73 EUR (15)
Ø price 250 days   Ø volume 250 days (pcs.)	- EUR (-)
YTD High   date	12.00 EUR (2024/08/23)
YTD Low   date	4.04 EUR (2024/01/12)
52 Weeks High   date	- EUR (-)
52 Weeks Low   date	- EUR (-)

### Arbitrage views

Exchange <span>⊕</span>	Date	Time	Price	Trading volume (mio.)	Number of trades
Frankfurt	2024/09/13	08:01	10.00 EUR	0.00	1
FINRA other OTC Issues	2024/09/12	15:32	11.75 USD	0.00	2
Australian Securities Exchange	2024/09/13	08:10	16.96 AUD	23.86	16,935

## Company profile

### Company Logo

#### Contact Details

LIFE360 INC.

--

----

Telefon: -

Fax: -

E-mail: -

### Company Profile

-