

BRAVIDA HOLDING AB

ISIN: SE0007491303 WKN: -

Overview

2024/07/26 19:30:10

Price
7.335 EURDifference  0.55% (0.04)

General attributes

ISIN	SE0007491303
Symbol	BRAV
Exchange	Duesseldorf
Currency	EUR
Sector	Technology
Security type	Stock
Market cap (m)	1,504 EUR
Benchmark	OMX STOCKHOLM 30 INDEX

Market data

Bid (Bid size)	-
Ask (Ask size)	-
Open	7.295 EUR
High	7.355 EUR
Low	7.275 EUR
Close (prev. day)	7.295 EUR
VWAP	-
Volume (pcs)	0
Trading volume	0.00
Number of trades	6
Last size	0

Futures and Options










Related Futures	-
Related Options	-

5y



Information about previous performance does not guarantee future performance.
Source: FactSet

Recent research

on sector			
Date		Headline	Download
2024/07/26		Equity Weekly	
2024/07/24		Global Equity Ratings	
2024/07/24		Aktienempfehlungen Global	
2024/07/15		Aktienempfehlungen Global	
2024/07/12		Global Equity Ratings	

Details

2024/07/26 19:30:10

Price

7.335 EUR

Difference ▲ 0.55% (0.04)

General attributes

ISIN	SE0007491303
Symbol	BRAV
Exchange	Duesseldorf
Currency	EUR
Sector	Technology
Security type	Stock
Market cap (m)	1,504 EUR
Benchmark	OMX STOCKHOLM 30 INDEX

Market data

Bid (Bid size)	-
Ask (Ask size)	-
Open	7.295 EUR
High	7.355 EUR
Low	7.275 EUR
Close (prev. day)	7.295 EUR
VWAP	-
Volume (pcs)	0
Trading volume	0.00
Number of trades	6
Last size	0

Performance and Risk

	6m	1y	3y
Perf (%)	+10.22%	-	-
Perf (abs.)	+0.68	-	-
Beta	1.61	1.57	1.03
Volatility	41.30	-	-

5y



Information about previous performance does not guarantee future performance.
Source: FactSet

Price data

Ø price 5 days Ø volume 5 days (pcs.)	7.385 EUR (0)
Ø price 30 days Ø volume 30 days (pcs.)	7.249 EUR (0)
Ø price 100 days Ø volume 100 days (pcs.)	7.194 EUR (0)
Ø price 250 days Ø volume 250 days (pcs.)	- EUR (-)
YTD High date	8.415 EUR (2024/03/21)
YTD Low date	5.820 EUR (2024/04/17)
52 Weeks High date	- EUR (-)
52 Weeks Low date	- EUR (-)

Arbitrage views

Exchange ⊕	Date	Time	Price	Trading volume (mio.)	Number of trades
Tradegate	2024/07/26	22:02	7.395 EUR	0.00	1
Stuttgart	2024/07/26	13:56	7.315 EUR	0.00	9
Nasdaq Stockholm	2024/07/26	18:00	86.55 SEK	8.18	748
Munich	2024/07/26	08:19	7.385 EUR	0.00	1
London Stock Exchange	2024/	17:25	85.925 SEK	0.00	2

European Trade Reporting	07/26					
Frankfurt	2024/ 07/26	17:15	7.30 EUR	0.00	6	
Duesseldorf	2024/ 07/26	19:30	7.335 EUR	0.00	6	

Company profile

Company Logo



Company Profile

-

Contact Details

BRAVIDA HOLDING

--

Telefon: -

Fax: -

E-mail: -