

## PUBLIC POWER CORPORATION S.A.

ISIN: **GRS434003000** WKN: -

## Overview

2024/05/21 16:18:16

## Price

11.90 EUR

Difference  -0.67% (-0.08)

## General attributes

ISIN	GRS434003000
Symbol	PPC
Exchange	Athens Stock Exchange
Currency	EUR
Sector	Utilities
Security type	Stock
Market cap (m)	4,546 EUR
Benchmark	GREECE

## Market data

Bid (Bid size)	- (25)
Ask (Ask size)	11.90 (511)
Open	12.10 EUR
High	12.10 EUR
Low	11.86 EUR
Close (prev. day)	11.98 EUR
VWAP	11.948202 EUR
Volume (pcs)	516,250
Trading volume	6,168,259.42
Number of trades	1,510
Last size	489

## Futures and Options





Related Futures	-
Related Options	-

5y



Information about previous performance does not guarantee future performance.  
Source: FactSet

## Recent research

on sector		on market	
Date		Headline	Download
2024/05/13		Aktienempfehlungen Österreich	
2024/05/10		Equity Weekly	
2024/04/29		Aktienempfehlungen Österreich	
2024/04/26		Global Equity Ratings	
2024/04/26		Aktienempfehlungen Global	

## Details

2024/05/21 16:18:16

## Price

11.90 EUR

Difference  -0.67% (-0.08)

## General attributes

ISIN	GRS434003000
Symbol	PPC
Exchange	Athens Stock Exchange
Currency	EUR
Sector	Utilities
Security type	Stock
Market cap (m)	4,546 EUR
Benchmark	GREECE

## Market data

Bid (Bid size)	- (25)
Ask (Ask size)	11.90 (511)
Open	12.10 EUR
High	12.10 EUR
Low	11.86 EUR
Close (prev. day)	11.98 EUR
VWAP	11.948202 EUR
Volume (pcs)	516,250
Trading volume	6,168,259.42
Number of trades	1,510
Last size	489

## Performance and Risk

	6m	1y	3y
Perf (%)	+17.71%	+46.91%	+34.16%
Perf (abs.)	+1.79	+3.80	+3.03
Beta	1.34	1.40	1.24
Volatility	24.73	26.58	33.53

5y



Information about previous performance does not guarantee future performance.  
Source: FactSet

## Price data

Ø price 5 days   Ø volume 5 days (pcs.)	11.81 EUR (315,868)
Ø price 30 days   Ø volume 30 days (pcs.)	11.49 EUR (455,501)
Ø price 100 days   Ø volume 100 days (pcs.)	11.74 EUR (476,940)
Ø price 250 days   Ø volume 250 days (pcs.)	10.70 EUR (498,329)
YTD High   date	12.67 EUR (2024/02/02)
YTD Low   date	10.85 EUR (2024/04/16)
52 Weeks High   date	12.67 EUR (2024/02/02)
52 Weeks Low   date	8.50 EUR (2023/10/09)

## All listings for PUBLIC POWER CORPORATION S.A.

Exchange 	Date	Time	Price	Trading volume (mio.)	Number of trades
Tradegate	2024/05/21	22:26	11.75 EUR	0.00	1
Stuttgart	2024/05/21	09:26	11.65 EUR	0.00	4
Munich	2024/05/21	08:05	11.70 EUR	0.00	2
London Stock Exchange European Trade Reporting	2024/05/21	16:00	2.27 EUR	0.00	1

Frankfurt	2024/ 05/21	08:15	11.68 EUR	0.00	2
FINRA other OTC Issues	2024/ 03/13	16:12	11.9203 USD	0.02	3
Duesseldorf	2024/ 05/21	08:10	11.64 EUR	0.00	1
Berlin	2024/ 05/21	21:35	11.74 EUR	0.00	11
Athens Stock Exchange	2024/ 05/21	16:18	11.90 EUR	6.17	1,510

## Company profile

### Company Logo



Public Power Corporation S.A. - Hellas  
*Always by your side*

### Company Profile

-

### Contact Details

PUBLIC POWER CORPORATION SA

--

30 Halkokondili Str - 10432 Athens

Telefon: 30 210 523 0951

Fax: 30 210 523 0394

E-mail: -