

NOVARTIS AG FUTURE (NOVH) - EUX/202612

2024/07/16 18:50:44

Price
96.0512 CHF

Difference  -0.26% (-0.25)

General attributes

Symbol	NOVHZ26
Exchange	Eurex
Currency	CHF
Security type	Future
Underlying	NOVARTIS AG
Maturity	12-2026
Contract size	100

Market data

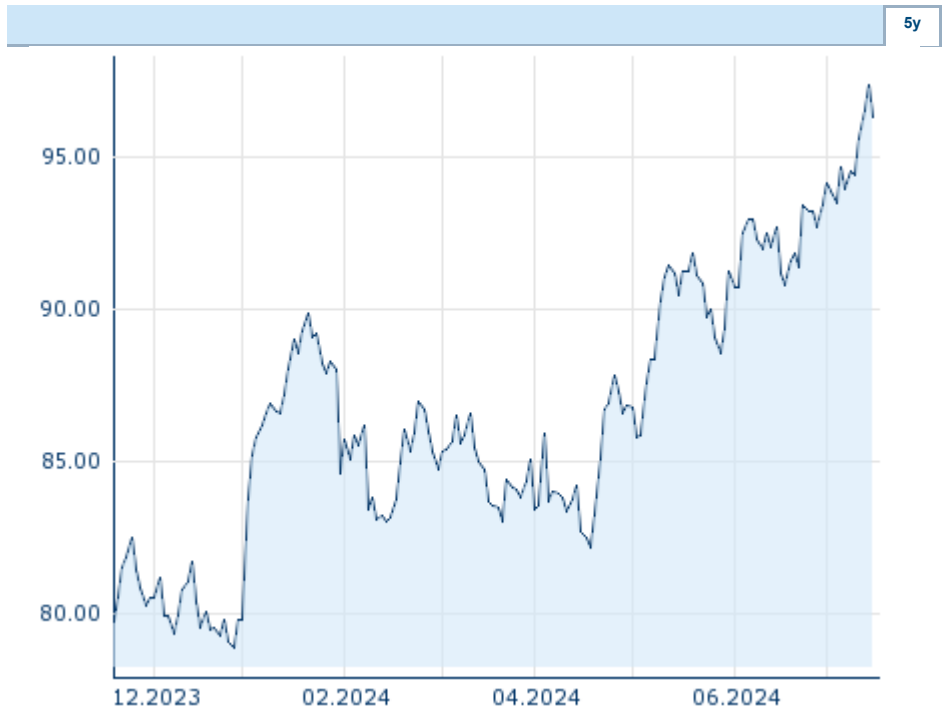
Bid (Bid size)	- CHF (-)
Ask (Ask size)	- CHF (-)
Open	96.0512 CHF
High	96.0512 CHF
Low	96.0512 CHF
Close (prev. day)	96.3049 CHF
Underlying	NOVARTIS AG
Underlying price (date)	98.90 (24/07/16)
Settlement price (date)	96.05 (24/07/16)
Open Interest	0

Performance and Risk

	6m	1y	3y
Perf (%)	+10.50%	-	-
Perf (abs.)	+9.15	-	-
Beta	-	-	-
Volatility	16.82	-	-

Futures and Options

Related Futures	-
Related Options	-












Information about previous performance does not guarantee future performance.
Source: FactSet

Price data

Ø price 5 days Ø volume 5 days (pcs.)	96.0524 CHF (0)
Ø price 30 days Ø volume 30 days (pcs.)	93.2785 CHF (0)
Ø price 100 days Ø volume 100 days (pcs.)	88.4986 CHF (0)
Ø price 250 days Ø volume 250 days (pcs.)	- CHF (-)
YTD High date	97.3663 CHF (2024/07/12)
YTD Low date	79.7810 CHF (2024/01/02)
52 Weeks High date	- CHF (-)
52 Weeks Low date	- CHF (-)

Recent Research

on underlying	on sector	on market	
Date		Headline	Download
2024/07/15		Aktienempfehlungen Global	
2024/07/12		Global Equity Ratings	
2024/06/21		Global Equity Ratings	
2024/06/21		Aktienempfehlungen Global	
2024/06/14		Global Equity Ratings	