

# CIE FINANCIÈRE RICHEMONT AG FUTURE (CFRL) - EUX/202612

2024/07/29 18:35:11

Price  
**129.8738** CHF

Difference  -1.13% (-1.49)

### General attributes

Symbol	CFRLZ26
Exchange	Eurex
Currency	CHF
Security type	Future
Underlying	COMPAGNIE FINANCIERE RICHEMONT SA
Maturity	12-2026
Contract size	100

### Market data

Bid (Bid size)	- CHF (-)
Ask (Ask size)	- CHF (-)
Open	129.8738 CHF
High	129.8738 CHF
Low	129.8738 CHF
Close (prev. day)	131.3642 CHF
Underlying	COMPAGNIE FINANCIERE RICHEMONT SA
Underlying price (date)	133.40 (24/07/29)
Settlement price (date)	129.87 (24/07/29)
Open Interest	0

### Performance and Risk

	6m	1y	3y
Perf (%)	+2.24%	-	-
Perf (abs.)	+2.85	-	-
Beta	-	-	-
Volatility	23.73	-	-

### Futures and Options

Related Futures	-
Related Options	-












5y

Information about previous performance does not guarantee future performance.  
Source: FactSet

### Price data

Ø price 5 days   Ø volume 5 days (pcs.)	130.2454 CHF (0)
Ø price 30 days   Ø volume 30 days (pcs.)	135.1919 CHF (0)
Ø price 100 days   Ø volume 100 days (pcs.)	136.0056 CHF (0)
Ø price 250 days   Ø volume 250 days (pcs.)	- CHF (-)
YTD High   date	148.7499 CHF (2024/06/07)
YTD Low   date	103.1438 CHF (2024/01/17)
52 Weeks High   date	- CHF (-)
52 Weeks Low   date	- CHF (-)

### Recent Research

on underlying	on sector	on market	
Date		Headline	Download
2024/07/24		Global Equity Ratings	
2024/07/24		Aktienempfehlungen Global	
2024/07/15		Aktienempfehlungen Global	
2024/07/12		Global Equity Ratings	
2024/06/21		Global Equity Ratings	