

HORNBAACH HOLDING AG&CO.KGAA FUTURE (HBHF) - EUX/202612

2024/07/17 18:45:45

Price
82.7804 EUR

Difference  **-0.24% (-0.20)**

General attributes

Symbol	HBHFZ26
Exchange	Eurex
Currency	EUR
Security type	Future
Underlying	HORNBAACH HOLDING AG & CO. KGAA
Maturity	12-2026
Contract size	100

Market data

Bid (Bid size)	- EUR (-)
Ask (Ask size)	- EUR (-)
Open	82.7804 EUR
High	82.7804 EUR
Low	82.7804 EUR
Close (prev. day)	82.9765 EUR
Underlying	HORNBAACH HOLDING AG & CO. KGAA
Underlying price (date)	79.80 (24/07/17)
Settlement price (date)	82.78 (24/07/17)
Open Interest	0

Performance and Risk

	6m	1y	3y
Perf (%)	+28.96%	-	-
Perf (abs.)	+18.64	-	-
Beta	-	-	-
Volatility	24.30	-	-

Futures and Options

Related Futures	-
Related Options	-

5y












Information about previous performance does not guarantee future performance.
Source: FactSet

Price data

Ø price 5 days Ø volume 5 days (pcs.)	82.3040 EUR (0)
Ø price 30 days Ø volume 30 days (pcs.)	80.8389 EUR (0)
Ø price 100 days Ø volume 100 days (pcs.)	76.2246 EUR (0)
Ø price 250 days Ø volume 250 days (pcs.)	- EUR (-)
YTD High date	83.6555 EUR (2024/07/12)
YTD Low date	63.7644 EUR (2024/02/05)
52 Weeks High date	- EUR (-)
52 Weeks Low date	- EUR (-)

Recent Research

on sector	on market	Date	Headline	Download
		2024/07/15	 Aktienempfehlungen Global	
		2024/07/12	 Global Equity Ratings	
		2024/06/21	 Equity Weekly	
		2024/06/21	 Global Equity Ratings	
		2024/06/21	 Aktienempfehlungen Global	