

## ALSTOM S.A. FUTURE (AOMJ) - EUX/202612

2024/07/26 18:34:51

Price  
**18.5174** EURDifference  2.17% (0.39)

## General attributes

Symbol	AOMJZ26
Exchange	Eurex
Currency	EUR
Security type	Future
Underlying	ALSTOM SA
Maturity	12-2026
Contract size	106

## Market data

Bid (Bid size)	- EUR (-)
Ask (Ask size)	- EUR (-)
Open	18.5174 EUR
High	18.5174 EUR
Low	18.5174 EUR
Close (prev. day)	18.1237 EUR
Underlying	ALSTOM SA
Underlying price (date)	18.00 (24/07/26)
Settlement price (date)	18.52 (24/07/26)
Open Interest	0

## Performance and Risk

	6m	1y	3y
Perf (%)	+48.20%	-	-
Perf (abs.)	+6.02	-	-
Beta	-	-	-
Volatility	38.96	-	-

## Futures and Options

Related Futures	-
Related Options	-

5y












Information about previous performance does not guarantee future performance.  
Source: FactSet

## Price data

Ø price 5 days   Ø volume 5 days (pcs.)	18.5341 EUR (0)
Ø price 30 days   Ø volume 30 days (pcs.)	17.2383 EUR (0)
Ø price 100 days   Ø volume 100 days (pcs.)	16.5947 EUR (0)
Ø price 250 days   Ø volume 250 days (pcs.)	- EUR (-)
YTD High   date	20.3740 EUR (2024/05/27)
YTD Low   date	11.6572 EUR (2024/01/03)
52 Weeks High   date	- EUR (-)
52 Weeks Low   date	- EUR (-)

## Recent Research

on underlying	on sector	on market		
Date			Headline	Download
2022/05/04			Global Equity Ratings	
2022/05/04			Aktienempfehlungen Global	
2022/04/27			Global Equity Ratings	
2022/04/27			Aktienempfehlungen Global	
2022/04/14			Global Equity Ratings	