


INFINEON TECHNOLOGIES AG FUTURE (IFXP) - EUX/202612

2024/05/17 19:05:01

Price
39.4913 EUR

Difference  **-0.13% (-0.05)**

General attributes

Symbol	IFXPZ26
Exchange	Eurex
Currency	EUR
Security type	Future
Underlying	INFINEON TECHNOLOGIES AG
Maturity	12-2026
Contract size	100

Market data

Bid (Bid size)	- EUR (-)
Ask (Ask size)	- EUR (-)
Open	39.4913 EUR
High	39.4913 EUR
Low	39.4913 EUR
Close (prev. day)	39.5418 EUR
Underlying	INFINEON TECHNOLOGIES AG
Underlying price (date)	37.005 (24/05/17)
Settlement price (date)	39.49 (24/05/17)
Open Interest	0

Performance and Risk

	6m	1y	3y
Perf (%)	-	-	-
Perf (abs.)	-	-	-
Beta	-	-	-
Volatility	-	-	-

Futures and Options

Related Futures	-
Related Options	-












Information about previous performance does not guarantee future performance.
 Source: FactSet

Price data

Ø price 5 days Ø volume 5 days (pcs.)	39.8018 EUR (0)
Ø price 30 days Ø volume 30 days (pcs.)	35.6787 EUR (0)
Ø price 100 days Ø volume 100 days (pcs.)	35.7500 EUR (0)
Ø price 250 days Ø volume 250 days (pcs.)	- EUR (-)
YTD High date	40.5970 EUR (2024/05/10)
YTD Low date	31.7287 EUR (2024/04/22)
52 Weeks High date	- EUR (-)
52 Weeks Low date	- EUR (-)

Recent Research

on underlying				on sector				on market			
Date		Headline		Download							
2024/04/26		Global Equity Ratings									
2024/04/26		Aktienempfehlungen Global									
2024/04/03		Global Equity Ratings									
2024/04/03		Aktienempfehlungen Global									
2024/03/13		Global Equity Ratings		