

# ABB LTD. FUTURE (ABBG) - EUX/202612

2024/04/29 18:32:33

**Price**  
**45.2142** CHF  
 Difference  0.79% (0.35)

**General attributes**

Symbol	ABBGZ26
Exchange	Eurex
Currency	CHF
Security type	Future
Underlying	ABB LTD
Maturity	12-2026
Contract size	100

**Market data**

Bid (Bid size)	- CHF (-)
Ask (Ask size)	- CHF (-)
Open	45.2142 CHF
High	45.2142 CHF
Low	45.2142 CHF
Close (prev. day)	44.861 CHF
Underlying	ABB LTD
Underlying price (date)	45.20 (24/04/30)
Settlement price (date)	45.21 (24/04/29)
Open Interest	0

**Performance and Risk**

	6m	1y	3y
Perf (%)	-	-	-
Perf (abs.)	-	-	-
Beta	-	-	-
Volatility	-	-	-

**Futures and Options**

Related Futures	-
Related Options	-

5y











Information about previous performance does not guarantee future performance.  
 Source: FactSet

**Price data**

Ø price 5 days   Ø volume 5 days (pcs.)	44.6663 CHF (0)
Ø price 30 days   Ø volume 30 days (pcs.)	42.4997 CHF (0)
Ø price 100 days   Ø volume 100 days (pcs.)	38.7351 CHF (0)
Ø price 250 days   Ø volume 250 days (pcs.)	- CHF (-)
YTD High   date	45.2142 CHF (2024/04/29)
YTD Low   date	34.3071 CHF (2024/01/19)
52 Weeks High   date	- CHF (-)
52 Weeks Low   date	- CHF (-)

**Recent Research**

on underlying   on sector   on market			
Date		Headline	Download
2024/04/26		Global Equity Ratings	
2024/04/26		Aktienempfehlungen Global	
2024/04/03		Global Equity Ratings	
2024/04/03		Aktienempfehlungen Global	
2024/03/13		Global Equity Ratings	