

# ASR NEDERLAND N.V. FUTURE (ASRF) - EUX/202612

2024/07/26 18:34:53

**Price**  
**43.4174** EUR  
 Difference  1.64% (0.70)

**General attributes**

|               |                    |
|---------------|--------------------|
| Symbol        | ASRFZ26            |
| Exchange      | Eurex              |
| Currency      | EUR                |
| Security type | Future             |
| Underlying    | ASR NEDERLAND N.V. |
| Maturity      | 12-2026            |
| Contract size | 100                |

**Market data**

|                         |                    |
|-------------------------|--------------------|
| Bid (Bid size)          | - EUR (-)          |
| Ask (Ask size)          | - EUR (-)          |
| Open                    | 43.4174 EUR        |
| High                    | 43.4174 EUR        |
| Low                     | 43.4174 EUR        |
| Close (prev. day)       | 42.7189 EUR        |
| Underlying              | ASR NEDERLAND N.V. |
| Underlying price (date) | 46.12 (24/07/26)   |
| Settlement price (date) | 43.42 (24/07/26)   |
| Open Interest           | 0                  |

**Performance and Risk**

|             | 6m      | 1y | 3y |
|-------------|---------|----|----|
| Perf (%)    | +10.39% | -  | -  |
| Perf (abs.) | +4.09   | -  | -  |
| Beta        | -       | -  | -  |
| Volatility  | 19.29   | -  | -  |

**Futures and Options**

|                 |   |
|-----------------|---|
| Related Futures | - |
| Related Options | - |

5y













Information about previous performance does not guarantee future performance.  
 Source: FactSet

**Price data**

|   |                          |
|---|--------------------------|
| Ø price 5 days   Ø volume 5 days (pcs.)     | 43.3041 EUR (0)          |
| Ø price 30 days   Ø volume 30 days (pcs.)   | 42.7112 EUR (0)          |
| Ø price 100 days   Ø volume 100 days (pcs.) | 42.2311 EUR (0)          |
| Ø price 250 days   Ø volume 250 days (pcs.) | - EUR (-)                |
| YTD High   date                             | 45.1314 EUR (2024/05/20) |
| YTD Low   date                              | 37.4961 EUR (2024/03/05) |
| 52 Weeks High   date                        | - EUR (-)                |
| 52 Weeks Low   date                         | - EUR (-)                |

**Recent Research**

| on sector  |   | on market                 |   |
|------------|---|---------------------------|---|
| Date       |   | Headline                  | Download  |
| 2024/07/24 |  | Global Equity Ratings     |  |
| 2024/07/24 |  | Aktienempfehlungen Global |  |
| 2024/07/19 |  | Equity Weekly             |  |
| 2024/07/15 |  | Aktienempfehlungen Global |  |
| 2024/07/12 |  | Global Equity Ratings     |  |