

SANOFI S.A. FUTURE (SNWG) - EUX/202612

2024/09/17 18:46:15

Price
102.5657 EUR

Difference  **-0.44% (-0.46)**

General attributes

Symbol	SNWGZ26
Exchange	Eurex
Currency	EUR
Security type	Future
Underlying	SANOFI S.A.
Maturity	12-2026
Contract size	100

Market data

Bid (Bid size)	- EUR (-)
Ask (Ask size)	- EUR (-)
Open	102.5657 EUR
High	102.5657 EUR
Low	102.5657 EUR
Close (prev. day)	103.0214 EUR
Underlying	SANOFI S.A.
Underlying price (date)	102.90 (24/09/17)
Settlement price (date)	102.57 (24/09/17)
Open Interest	0

Performance and Risk

	6m	1y	3y
Perf (%)	+21.09%	-	-
Perf (abs.)	+17.95	-	-
Beta	-	-	-
Volatility	21.02	-	-

Futures and Options

Related Futures	-
Related Options	-

5y












Information about previous performance does not guarantee future performance.
Source: FactSet

Price data

Ø price 5 days Ø volume 5 days (pcs.)	103.7026 EUR (0)
Ø price 30 days Ø volume 30 days (pcs.)	100.3181 EUR (0)
Ø price 100 days Ø volume 100 days (pcs.)	94.0688 EUR (0)
Ø price 250 days Ø volume 250 days (pcs.)	- EUR (-)
YTD High date	105.6798 EUR (2024/09/09)
YTD Low date	81.8400 EUR (2024/04/18)
52 Weeks High date	- EUR (-)
52 Weeks Low date	- EUR (-)

Recent Research

on underlying	on sector	on market	
Date		Headline	Download
2024/09/11		Global Equity Ratings	
2024/09/11		Aktienempfehlungen Global	
2024/09/05		Global Equity Ratings	
2024/09/05		Aktienempfehlungen Global	
2024/08/12		Global Equity Ratings	