

# SANOFI S.A. FUTURE (SNWG) - EUX/202612

2024/08/14 18:37:10

Price  
**97.28** EUR

Difference  0.53% (0.52)

### General attributes

Symbol	SNWGZ26
Exchange	Eurex
Currency	EUR
Security type	Future
Underlying	SANOFI S.A.
Maturity	12-2026
Contract size	100

### Market data

Bid (Bid size)	- EUR (-)
Ask (Ask size)	- EUR (-)
Open	97.28 EUR
High	97.28 EUR
Low	97.28 EUR
Close (prev. day)	96.7628 EUR
Underlying	SANOFI S.A.
Underlying price (date)	97.26 (24/08/15)
Settlement price (date)	97.28 (24/08/14)
Open Interest	0

### Performance and Risk

	6m	1y	3y
Perf (%)	+17.86%	-	-
Perf (abs.)	+14.74	-	-
Beta	-	-	-
Volatility	20.38	-	-

### Futures and Options

Related Futures	-
Related Options	-

5y












Information about previous performance does not guarantee future performance.  
Source: FactSet

### Price data

Ø price 5 days   Ø volume 5 days (pcs.)	96.08 EUR (0)
Ø price 30 days   Ø volume 30 days (pcs.)	94.41 EUR (0)
Ø price 100 days   Ø volume 100 days (pcs.)	90.23 EUR (0)
Ø price 250 days   Ø volume 250 days (pcs.)	- EUR (-)
YTD High   date	98.14 EUR (2024/07/25)
YTD Low   date	81.84 EUR (2024/04/18)
52 Weeks High   date	- EUR (-)
52 Weeks Low   date	- EUR (-)

### Recent Research

on underlying	on sector	on market	
Date		Headline	Download
2024/08/12		Global Equity Ratings	
2024/08/12		Aktienempfehlungen Global	
2024/07/24		Global Equity Ratings	
2024/07/24		Aktienempfehlungen Global	
2024/07/15		Aktienempfehlungen Global	