

CONTINENTAL AG FUTURE (CONI) - EUX/202612

2024/07/26 18:35:05

Price
58.4524 EUR

Difference  0.40% (0.23)

General attributes

Symbol	CONIZ26
Exchange	Eurex
Currency	EUR
Security type	Future
Underlying	CONTINENTAL AG
Maturity	12-2026
Contract size	100

Market data

Bid (Bid size)	- EUR (-)
Ask (Ask size)	- EUR (-)
Open	58.4524 EUR
High	58.4524 EUR
Low	58.4524 EUR
Close (prev. day)	58.2194 EUR
Underlying	CONTINENTAL AG
Underlying price (date)	57.22 (24/07/26)
Settlement price (date)	58.45 (24/07/26)
Open Interest	0

Performance and Risk

	6m	1y	3y
Perf (%)	-22.92%	-	-
Perf (abs.)	-17.38	-	-
Beta	-	-	-
Volatility	30.35	-	-

Futures and Options

Related Futures	-
Related Options	-












5y

Information about previous performance does not guarantee future performance.
 Source: FactSet

Price data

Ø price 5 days Ø volume 5 days (pcs.)	58.5353 EUR (0)
Ø price 30 days Ø volume 30 days (pcs.)	58.0549 EUR (0)
Ø price 100 days Ø volume 100 days (pcs.)	62.9931 EUR (0)
Ø price 250 days Ø volume 250 days (pcs.)	- EUR (-)
YTD High date	79.0805 EUR (2024/02/16)
YTD Low date	53.6747 EUR (2024/07/02)
52 Weeks High date	- EUR (-)
52 Weeks Low date	- EUR (-)

Recent Research

on underlying	on sector	on market	
Date		Headline	Download
2022/05/04		Global Equity Ratings	
2022/05/04		Aktienempfehlungen Global	
2022/04/27		Global Equity Ratings	
2022/04/27		Aktienempfehlungen Global	
2022/04/14		Global Equity Ratings	