

CONTINENTAL AG FUTURE (CONI) - EUX/202612

2024/07/26 18:35:05

Price
58.4524 EURDifference  0.40% (0.23)

General attributes

| | |
|---------------|----------------|
| Symbol | CONIZ26 |
| Exchange | Eurex |
| Currency | EUR |
| Security type | Future |
| Underlying | CONTINENTAL AG |
| Maturity | 12-2026 |
| Contract size | 100 |

Market data

| | |
|-------------------------|------------------|
| Bid (Bid size) | - EUR (-) |
| Ask (Ask size) | - EUR (-) |
| Open | 58.4524 EUR |
| High | 58.4524 EUR |
| Low | 58.4524 EUR |
| Close (prev. day) | 58.2194 EUR |
| Underlying | CONTINENTAL AG |
| Underlying price (date) | 57.22 (24/07/26) |
| Settlement price (date) | 58.45 (24/07/26) |
| Open Interest | 0 |

Performance and Risk

| | 6m | 1y | 3y |
|-------------|---------|----|----|
| Perf (%) | -22.92% | - | - |
| Perf (abs.) | -17.38 | - | - |
| Beta | - | - | - |
| Volatility | 30.35 | - | - |

Futures and Options

| | |
|-----------------|---|
| Related Futures | - |
| Related Options | - |













Information about previous performance does not guarantee future performance.
Source: FactSet

Price data

| | |
|---|--------------------------|
| Ø price 5 days Ø volume 5 days (pcs.) | 58.5353 EUR (0) |
| Ø price 30 days Ø volume 30 days (pcs.) | 58.0549 EUR (0) |
| Ø price 100 days Ø volume 100 days (pcs.) | 62.9931 EUR (0) |
| Ø price 250 days Ø volume 250 days (pcs.) | - EUR (-) |
| YTD High date | 79.0805 EUR (2024/02/16) |
| YTD Low date | 53.6747 EUR (2024/07/02) |
| 52 Weeks High date | - EUR (-) |
| 52 Weeks Low date | - EUR (-) |

Recent Research

| on underlying | on sector | on market | |
|---------------|---|---------------------------|---|
| Date | | Headline | Download |
| 2022/05/04 |  | Global Equity Ratings |  |
| 2022/05/04 |  | Aktienempfehlungen Global |  |
| 2022/04/27 |  | Global Equity Ratings |  |
| 2022/04/27 |  | Aktienempfehlungen Global |  |
| 2022/04/14 |  | Global Equity Ratings |  |