

CONTINENTAL AG FUTURE (CONI) - EUX/202612

2024/07/16 18:50:06

Price
60.0992 EURDifference  0.14% (0.08)

General attributes

Symbol	CONIZ26
Exchange	Eurex
Currency	EUR
Security type	Future
Underlying	CONTINENTAL AG
Maturity	12-2026
Contract size	100

Market data

Bid (Bid size)	- EUR (-)
Ask (Ask size)	- EUR (-)
Open	60.0992 EUR
High	60.0992 EUR
Low	60.0992 EUR
Close (prev. day)	60.0175 EUR
Underlying	CONTINENTAL AG
Underlying price (date)	58.50 (24/07/16)
Settlement price (date)	60.10 (24/07/16)
Open Interest	0

Performance and Risk

	6m	1y	3y
Perf (%)	-19.91%	-	-
Perf (abs.)	-14.92	-	-
Beta	-	-	-
Volatility	30.57	-	-

Futures and Options

Related Futures	-
Related Options	-












Information about previous performance does not guarantee future performance.
Source: FactSet

Price data

Ø price 5 days Ø volume 5 days (pcs.)	60.6176 EUR (0)
Ø price 30 days Ø volume 30 days (pcs.)	59.0800 EUR (0)
Ø price 100 days Ø volume 100 days (pcs.)	64.5048 EUR (0)
Ø price 250 days Ø volume 250 days (pcs.)	- EUR (-)
YTD High date	79.0805 EUR (2024/02/16)
YTD Low date	53.6747 EUR (2024/07/02)
52 Weeks High date	- EUR (-)
52 Weeks Low date	- EUR (-)

Recent Research

on underlying	on sector	on market	
Date		Headline	Download
2022/05/04		Global Equity Ratings	
2022/05/04		Aktienempfehlungen Global	
2022/04/27		Global Equity Ratings	
2022/04/27		Aktienempfehlungen Global	
2022/04/14		Global Equity Ratings	