

# SAP SE FUTURE (SAPJ) - EUX/202612

2024/07/16 18:51:03

**Price**  
**198.7358** EUR

**Difference**  **-0.30% (-0.60)**

### General attributes

Symbol	SAPJZ26
Exchange	Eurex
Currency	EUR
Security type	Future
Underlying	SAP SE
Maturity	12-2026
Contract size	100

### Market data

Bid (Bid size)	- EUR (-)
Ask (Ask size)	- EUR (-)
Open	198.7358 EUR
High	198.7358 EUR
Low	198.7358 EUR
Close (prev. day)	199.3381 EUR
Underlying	SAP SE
Underlying price (date)	187.22 (24/07/16)
Settlement price (date)	198.74 (24/07/16)
Open Interest	0

### Performance and Risk

	6m	1y	3y
Perf (%)	+32.80%	-	-
Perf (abs.)	+49.24	-	-
Beta	-	-	-
Volatility	25.34	-	-

### Futures and Options

Related Futures	-
Related Options	-

5y












Information about previous performance does not guarantee future performance.  
Source: FactSet

### Price data

Ø price 5 days   Ø volume 5 days (pcs.)	198.2503 EUR (0)
Ø price 30 days   Ø volume 30 days (pcs.)	193.0833 EUR (0)
Ø price 100 days   Ø volume 100 days (pcs.)	186.3916 EUR (0)
Ø price 250 days   Ø volume 250 days (pcs.)	- EUR (-)
YTD High   date	201.5268 EUR (2024/06/28)
YTD Low   date	141.3465 EUR (2024/01/04)
52 Weeks High   date	- EUR (-)
52 Weeks Low   date	- EUR (-)

### Recent Research

on underlying	on sector	on market	
Date		Headline	Download
2024/07/15		Aktienempfehlungen Global	
2024/07/12		Global Equity Ratings	
2024/06/21		Global Equity Ratings	
2024/06/21		Aktienempfehlungen Global	
2024/06/14		Global Equity Ratings	