

SAP SE FUTURE (SAPJ) - EUX/202612

2024/05/31 18:43:23

Price
176.0019 EUR

Difference  **-1.60% (-2.86)**

General attributes

Symbol	SAPJZ26
Exchange	Eurex
Currency	EUR
Security type	Future
Underlying	SAP SE
Maturity	12-2026
Contract size	100

Market data

Bid (Bid size)	- EUR (-)
Ask (Ask size)	- EUR (-)
Open	176.0019 EUR
High	176.0019 EUR
Low	176.0019 EUR
Close (prev. day)	178.8627 EUR
Underlying	SAP SE
Underlying price (date)	165.96 (24/05/31)
Settlement price (date)	176.00 (24/05/31)
Open Interest	0

Performance and Risk

	6m	1y	3y
Perf (%)	+14.68%	-	-
Perf (abs.)	+22.52	-	-
Beta	-	-	-
Volatility	24.17	-	-

Futures and Options

Related Futures	-
Related Options	-

5y












Information about previous performance does not guarantee future performance.
Source: FactSet

Price data

Ø price 5 days Ø volume 5 days (pcs.)	184.3504 EUR (0)
Ø price 30 days Ø volume 30 days (pcs.)	183.9307 EUR (0)
Ø price 100 days Ø volume 100 days (pcs.)	177.8749 EUR (0)
Ø price 250 days Ø volume 250 days (pcs.)	- EUR (-)
YTD High date	192.8871 EUR (2024/05/23)
YTD Low date	141.3465 EUR (2024/01/04)
52 Weeks High date	- EUR (-)
52 Weeks Low date	- EUR (-)

Recent Research

on underlying on sector on market			
Date		Headline	Download
2024/05/29		Global Equity Ratings	
2024/05/29		Aktienempfehlungen Global	
2024/04/26		Global Equity Ratings	
2024/04/26		Aktienempfehlungen Global	
2024/04/03		Global Equity Ratings	