

# SAP SE FUTURE (SAPJ) - EUX/202612

2024/04/30 18:39:53

**Price**  
**178.3591** EUR

**Difference**  **-0.87% (-1.56)**

### General attributes

Symbol	SAPJZ26
Exchange	Eurex
Currency	EUR
Security type	Future
Underlying	SAP SE
Maturity	12-2026
Contract size	100

### Market data

Bid (Bid size)	- EUR (-)
Ask (Ask size)	- EUR (-)
Open	178.3591 EUR
High	178.3591 EUR
Low	178.3591 EUR
Close (prev. day)	179.9212 EUR
Underlying	SAP SE
Underlying price (date)	169.70 (24/04/30)
Settlement price (date)	178.36 (24/04/30)
Open Interest	0

### Performance and Risk

	6m	1y	3y
Perf (%)	-	-	-
Perf (abs.)	-	-	-
Beta	-	-	-
Volatility	-	-	-

### Futures and Options

Related Futures	-
Related Options	-

5y












Information about previous performance does not guarantee future performance.  
Source: FactSet

### Price data

Ø price 5 days   Ø volume 5 days (pcs.)	182.0346 EUR (0)
Ø price 30 days   Ø volume 30 days (pcs.)	182.9210 EUR (0)
Ø price 100 days   Ø volume 100 days (pcs.)	169.1550 EUR (0)
Ø price 250 days   Ø volume 250 days (pcs.)	- EUR (-)
YTD High   date	191.7403 EUR (2024/03/26)
YTD Low   date	141.3465 EUR (2024/01/04)
52 Weeks High   date	- EUR (-)
52 Weeks Low   date	- EUR (-)

### Recent Research

on underlying	on sector	on market	
Date		Headline	Download
2024/04/26		Global Equity Ratings	
2024/04/26		Aktienempfehlungen Global	
2024/04/03		Global Equity Ratings	
2024/04/03		Aktienempfehlungen Global	
2024/03/13		Global Equity Ratings	