

SIKA AG FUTURE (SIKH) - EUX/202612

2024/09/18 18:41:29

Price
265.8971 CHFDifference  -1.47% (-3.96)

General attributes

Symbol	SIKHZ26
Exchange	Eurex
Currency	CHF
Security type	Future
Underlying	SIKA AG
Maturity	12-2026
Contract size	100

Market data

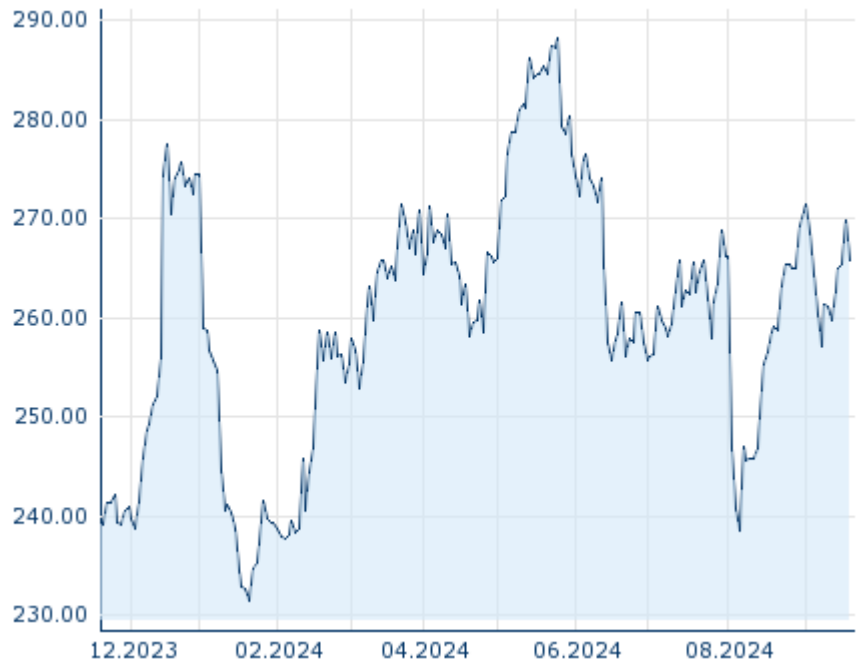
Bid (Bid size)	- CHF (-)
Ask (Ask size)	- CHF (-)
Open	265.8971 CHF
High	265.8971 CHF
Low	265.8971 CHF
Close (prev. day)	269.861 CHF
Underlying	SIKA AG
Underlying price (date)	267.80 (24/09/18)
Settlement price (date)	265.90 (24/09/18)
Open Interest	0

Performance and Risk

	6m	1y	3y
Perf (%)	+2.24%	-	-
Perf (abs.)	+5.92	-	-
Beta	-	-	-
Volatility	21.96	-	-

Futures and Options

Related Futures	-
Related Options	-












Information about previous performance does not guarantee future performance.
Source: FactSet

Price data

Ø price 5 days Ø volume 5 days (pcs.)	264.4974 CHF (0)
Ø price 30 days Ø volume 30 days (pcs.)	259.9935 CHF (0)
Ø price 100 days Ø volume 100 days (pcs.)	265.4863 CHF (0)
Ø price 250 days Ø volume 250 days (pcs.)	- CHF (-)
YTD High date	288.2395 CHF (2024/05/27)
YTD Low date	231.4255 CHF (2024/01/22)
52 Weeks High date	- CHF (-)
52 Weeks Low date	- CHF (-)

Recent Research

on underlying	on sector	on market	
Date		Headline	Download
2022/12/19		Global Equity Ratings	
2022/12/19		Aktienempfehlungen Global	
2022/11/28		Global Equity Ratings	
2022/11/28		Aktienempfehlungen Global	
2022/11/18		Global Equity Ratings	