

SIKA AG FUTURE (SIKH) - EUX/202612

2024/05/21 18:44:14

Price
285.4196 CHFDifference  0.29% (0.83)

General attributes

Symbol	SIKHZ26
Exchange	Eurex
Currency	CHF
Security type	Future
Underlying	SIKA AG
Maturity	12-2026
Contract size	100

Market data

Bid (Bid size)	- CHF (-)
Ask (Ask size)	- CHF (-)
Open	285.4196 CHF
High	285.4196 CHF
Low	285.4196 CHF
Close (prev. day)	284.589 CHF
Underlying	SIKA AG
Underlying price (date)	282.40 (24/05/21)
Settlement price (date)	285.42 (24/05/21)
Open Interest	0

Performance and Risk

	6m	1y	3y
Perf (%)	+18.83%	-	-
Perf (abs.)	+45.10	-	-
Beta	-	-	-
Volatility	-	-	-

Futures and Options

Related Futures	-
Related Options	-

5y












Information about previous performance does not guarantee future performance.
Source: FactSet

Price data

Ø price 5 days Ø volume 5 days (pcs.)	284.1197 CHF (0)
Ø price 30 days Ø volume 30 days (pcs.)	270.5881 CHF (0)
Ø price 100 days Ø volume 100 days (pcs.)	258.5772 CHF (0)
Ø price 250 days Ø volume 250 days (pcs.)	- CHF (-)
YTD High date	286.1691 CHF (2024/05/15)
YTD Low date	231.4255 CHF (2024/01/22)
52 Weeks High date	- CHF (-)
52 Weeks Low date	- CHF (-)

Recent Research

on underlying	on sector	on market		
Date		Headline		Download
2022/12/19		Global Equity Ratings		
2022/12/19		Aktienempfehlungen Global		
2022/11/28		Global Equity Ratings		
2022/11/28		Aktienempfehlungen Global		
2022/11/18		Global Equity Ratings		