

TOTAL ENERG.SE STOCK TRACKING FUTURE (1TOT) - EUX/202612

2024/06/21 19:24:28

Price
67.8402 EUR
Difference  **-0.87% (-0.59)**

General attributes

Symbol 1TOTZ26
Exchange Eurex
Currency EUR
Security type Future
Underlying TOTALENERGIES SE
Maturity 12-2026
Contract size 100

Market data

Bid (Bid size) - EUR (-)
Ask (Ask size) - EUR (-)
Open 67.8402 EUR
High 67.8402 EUR
Low 67.8402 EUR
Close (prev. day) 68.4327 EUR
Underlying TOTALENERGIES SE
Underlying price (date) 61.77 (24/06/21)
Settlement price (date) 67.84 (24/06/21)
Open Interest 0

Performance and Risk

	6m	1y	3y
Perf (%)	-0.14%	-	-
Perf (abs.)	-0.09	-	-
Beta	-	-	-
Volatility	18.97	-	-

Futures and Options

Related Futures -
Related Options -

5y












Information about previous performance does not guarantee future performance.
 Source: FactSet

Price data

Ø price 5 days Ø volume 5 days (pcs.)	68.2536 EUR (0)
Ø price 30 days Ø volume 30 days (pcs.)	71.4093 EUR (0)
Ø price 100 days Ø volume 100 days (pcs.)	70.1902 EUR (0)
Ø price 250 days Ø volume 250 days (pcs.)	- EUR (-)
YTD High date	76.3257 EUR (2024/04/26)
YTD Low date	63.5083 EUR (2024/01/22)
52 Weeks High date	- EUR (-)
52 Weeks Low date	- EUR (-)

Recent Research

<input checked="" type="checkbox"/> on underlying <input type="checkbox"/> on sector <input type="checkbox"/> on market			
Date		Headline	Download
2024/06/21		Global Equity Ratings	
2024/06/21		Aktienempfehlungen Global	
2024/06/14		Global Equity Ratings	
2024/06/14		Aktienempfehlungen Global	
2024/05/29		Global Equity Ratings	