

TOTAL ENERG.SE STOCK TRACKING FUTURE (1TOT) - EUX/202612

2024/06/14 19:02:56

Price
67.5153 EUR
Difference  **-1.75% (-1.20)**

General attributes	
Symbol	1TOTZ26
Exchange	Eurex
Currency	EUR
Security type	Future
Underlying	TOTALENERGIES SE
Maturity	12-2026
Contract size	100

Market data	
Bid (Bid size)	- EUR (-)
Ask (Ask size)	- EUR (-)
Open	67.5153 EUR
High	67.5153 EUR
Low	67.5153 EUR
Close (prev. day)	68.719 EUR
Underlying	TOTALENERGIES SE
Underlying price (date)	61.42 (24/06/14)
Settlement price (date)	67.52 (24/06/14)
Open Interest	0

Performance and Risk			
	6m	1y	3y
Perf (%)	-0.45%	-	-
Perf (abs.)	-0.31	-	-
Beta	-	-	-
Volatility	18.69	-	-










Futures and Options	
Related Futures	-
Related Options	-



Information about previous performance does not guarantee future performance.
 Source: FactSet

Price data	
Ø price 5 days Ø volume 5 days (pcs.)	69.8706 EUR (0)
Ø price 30 days Ø volume 30 days (pcs.)	72.4033 EUR (0)
Ø price 100 days Ø volume 100 days (pcs.)	70.0482 EUR (0)
Ø price 250 days Ø volume 250 days (pcs.)	- EUR (-)
YTD High date	76.3257 EUR (2024/04/26)
YTD Low date	63.5083 EUR (2024/01/22)
52 Weeks High date	- EUR (-)
52 Weeks Low date	- EUR (-)

Recent Research

on underlying	on sector	on market	
Date		Headline	Download
2024/06/14		Global Equity Ratings	
2024/06/14		Aktienempfehlungen Global	
2024/05/29		Global Equity Ratings	
2024/05/29		Aktienempfehlungen Global	
2024/04/26		Global Equity Ratings	