

TOTAL ENERG.SE STOCK TRACKING FUTURE (1TOT) - EUX/202612

2024/05/02 18:38:06

Price
73.5025 EUR

Difference  -2.51% (-1.89)

General attributes

| | |
|---------------|------------------|
| Symbol | 1TOTZ26 |
| Exchange | Eurex |
| Currency | EUR |
| Security type | Future |
| Underlying | TOTALENERGIES SE |
| Maturity | 12-2026 |
| Contract size | 100 |

Market data

| | |
|-------------------------|------------------|
| Bid (Bid size) | - EUR (-) |
| Ask (Ask size) | - EUR (-) |
| Open | 73.5025 EUR |
| High | 73.5025 EUR |
| Low | 73.5025 EUR |
| Close (prev. day) | 75.3911 EUR |
| Underlying | TOTALENERGIES SE |
| Underlying price (date) | 66.85 (24/05/02) |
| Settlement price (date) | 73.50 (24/05/02) |
| Open Interest | 0 |

Performance and Risk

| | 6m | 1y | 3y |
|-------------|----|----|----|
| Perf (%) | - | - | - |
| Perf (abs.) | - | - | - |
| Beta | - | - | - |
| Volatility | - | - | - |

Futures and Options

| | |
|-----------------|---|
| Related Futures | - |
| Related Options | - |













Information about previous performance does not guarantee future performance.
Source: FactSet

Price data

| | |
|---|--------------------------|
| Ø price 5 days Ø volume 5 days (pcs.) | 75.4309 EUR (0) |
| Ø price 30 days Ø volume 30 days (pcs.) | 72.8715 EUR (0) |
| Ø price 100 days Ø volume 100 days (pcs.) | 68.2531 EUR (0) |
| Ø price 250 days Ø volume 250 days (pcs.) | - EUR (-) |
| YTD High date | 76.3257 EUR (2024/04/26) |
| YTD Low date | 63.5083 EUR (2024/01/22) |
| 52 Weeks High date | - EUR (-) |
| 52 Weeks Low date | - EUR (-) |

Recent Research

| on underlying on sector on market | | | |
|---------------------------------------|---|---------------------------|---|
| Date | | Headline | Download |
| 2024/04/26 |  | Global Equity Ratings |  |
| 2024/04/26 |  | Aktienempfehlungen Global |  |
| 2024/04/03 |  | Global Equity Ratings |  |
| 2024/04/03 |  | Aktienempfehlungen Global |  |
| 2024/03/13 |  | Global Equity Ratings |  |