

# APPLE INC. FUTURE (AAPH) - EUX/202612

2024/07/26 18:34:47

Price  
**239.7129** USD

Difference  -0.23% (-0.54)

### General attributes

Symbol	AAPHZ26
Exchange	Eurex
Currency	USD
Security type	Future
Underlying	APPLE INC
Maturity	12-2026
Contract size	100

### Market data

Bid (Bid size)	- USD (-)
Ask (Ask size)	- USD (-)
Open	239.7129 USD
High	239.7129 USD
Low	239.7129 USD
Close (prev. day)	240.2562 USD
Underlying	APPLE INC
Underlying price (date)	217.96 (24/07/26)
Settlement price (date)	239.71 (24/07/26)
Open Interest	0

### Performance and Risk

	6m	1y	3y
Perf (%)	+10.81%	-	-
Perf (abs.)	+23.38	-	-
Beta	-	-	-
Volatility	24.32	-	-

### Futures and Options

Related Futures	-
Related Options	-












Information about previous performance does not guarantee future performance.  
Source: FactSet

### Price data

Ø price 5 days   Ø volume 5 days (pcs.)	243.1081 USD (0)
Ø price 30 days   Ø volume 30 days (pcs.)	244.0587 USD (0)
Ø price 100 days   Ø volume 100 days (pcs.)	214.3433 USD (0)
Ø price 250 days   Ø volume 250 days (pcs.)	- USD (-)
YTD High   date	258.7924 USD (2024/07/15)
YTD Low   date	185.1048 USD (2024/04/19)
52 Weeks High   date	- USD (-)
52 Weeks Low   date	- USD (-)

### Recent Research

on underlying	on sector	on market	
Date		Headline	Download
2024/07/24		Global Equity Ratings	
2024/07/24		Aktienempfehlungen Global	
2024/07/15		Aktienempfehlungen Global	
2024/07/12		Global Equity Ratings	
2024/06/21		Global Equity Ratings	