

APPLE INC. FUTURE (AAPH) - EUX/202612

2024/07/18 18:33:27

Price
245.399 USD

Difference  **-2.48% (-6.24)**

General attributes

Symbol	AAPHZ26
Exchange	Eurex
Currency	USD
Security type	Future
Underlying	APPLE INC
Maturity	12-2026
Contract size	100

Market data

Bid (Bid size)	- USD (-)
Ask (Ask size)	- USD (-)
Open	245.399 USD
High	245.399 USD
Low	245.399 USD
Close (prev. day)	251.6369 USD
Underlying	APPLE INC
Underlying price (date)	224.18 (24/07/18)
Settlement price (date)	245.40 (24/07/18)
Open Interest	0

Performance and Risk

	6m	1y	3y
Perf (%)	+16.88%	-	-
Perf (abs.)	+35.45	-	-
Beta	-	-	-
Volatility	23.97	-	-

Futures and Options

Related Futures	-
Related Options	-

5y












Information about previous performance does not guarantee future performance.
Source: FactSet

Price data

Ø price 5 days Ø volume 5 days (pcs.)	253.673 USD (0)
Ø price 30 days Ø volume 30 days (pcs.)	241.268 USD (0)
Ø price 100 days Ø volume 100 days (pcs.)	211.611 USD (0)
Ø price 250 days Ø volume 250 days (pcs.)	- USD (-)
YTD High date	258.792 USD (2024/07/15)
YTD Low date	185.105 USD (2024/04/19)
52 Weeks High date	- USD (-)
52 Weeks Low date	- USD (-)

Recent Research

on underlying	on sector	on market	
Date		Headline	Download
2024/07/15		Aktienempfehlungen Global	
2024/07/12		Global Equity Ratings	
2024/06/21		Global Equity Ratings	
2024/06/21		Aktienempfehlungen Global	
2024/06/14		Global Equity Ratings	