

APPLE INC. FUTURE (AAPH) - EUX/202612

2024/07/16 18:49:45

Price
257.4286 USD

Difference  -0.53% (-1.36)

General attributes

Symbol	AAPHZ26
Exchange	Eurex
Currency	USD
Security type	Future
Underlying	APPLE INC
Maturity	12-2026
Contract size	100

Market data

Bid (Bid size)	- USD (-)
Ask (Ask size)	- USD (-)
Open	257.4286 USD
High	257.4286 USD
Low	257.4286 USD
Close (prev. day)	258.7924 USD
Underlying	APPLE INC
Underlying price (date)	234.82 (24/07/16)
Settlement price (date)	257.43 (24/07/16)
Open Interest	0

Performance and Risk

	6m	1y	3y
Perf (%)	+26.42%	-	-
Perf (abs.)	+53.80	-	-
Beta	-	-	-
Volatility	23.94	-	-

Futures and Options

Related Futures	-
Related Options	-

5y












Information about previous performance does not guarantee future performance.
Source: FactSet

Price data

Ø price 5 days Ø volume 5 days (pcs.)	255.2581 USD (0)
Ø price 30 days Ø volume 30 days (pcs.)	239.2491 USD (0)
Ø price 100 days Ø volume 100 days (pcs.)	210.7173 USD (0)
Ø price 250 days Ø volume 250 days (pcs.)	- USD (-)
YTD High date	258.7924 USD (2024/07/15)
YTD Low date	185.1048 USD (2024/04/19)
52 Weeks High date	- USD (-)
52 Weeks Low date	- USD (-)

Recent Research

on underlying	on sector	on market	
Date		Headline	Download
2024/07/15		Aktienempfehlungen Global	
2024/07/12		Global Equity Ratings	
2024/06/21		Global Equity Ratings	
2024/06/21		Aktienempfehlungen Global	
2024/06/14		Global Equity Ratings	