

BANCO SANTANDER S.A. FUTURE (SANH) - EUX/202612

2024/07/26 18:35:49

Price
4.3879 EUR
 Difference  -0.60% (-0.03)

General attributes

Symbol	SANHZ26
Exchange	Eurex
Currency	EUR
Security type	Future
Underlying	BANCO SANTANDER SA
Maturity	12-2026
Contract size	100

Market data

Bid (Bid size)	- EUR (-)
Ask (Ask size)	- EUR (-)
Open	4.3879 EUR
High	4.3879 EUR
Low	4.3879 EUR
Close (prev. day)	4.4142 EUR
Underlying	BANCO SANTANDER SA
Underlying price (date)	4.53 (24/07/26)
Settlement price (date)	4.39 (24/07/26)
Open Interest	0

Performance and Risk

	6m	1y	3y
Perf (%)	+25.69%	-	-
Perf (abs.)	+0.90	-	-
Beta	-	-	-
Volatility	27.30	-	-

Futures and Options

Related Futures	-
Related Options	-

5y












Information about previous performance does not guarantee future performance.
 Source: FactSet

Price data

Ø price 5 days Ø volume 5 days (pcs.)	4.4412 EUR (0)
Ø price 30 days Ø volume 30 days (pcs.)	4.3421 EUR (0)
Ø price 100 days Ø volume 100 days (pcs.)	4.4033 EUR (0)
Ø price 250 days Ø volume 250 days (pcs.)	- EUR (-)
YTD High date	4.7907 EUR (2024/05/20)
YTD Low date	3.3997 EUR (2024/01/29)
52 Weeks High date	- EUR (-)
52 Weeks Low date	- EUR (-)

Recent Research

on underlying	on sector	on market	
Date		Headline	Download
2024/07/24		Global Equity Ratings	
2024/07/24		Aktienempfehlungen Global	
2024/07/15		Aktienempfehlungen Global	
2024/07/12		Global Equity Ratings	
2024/06/21		Global Equity Ratings	