

BANCO SANTANDER S.A. FUTURE (SANH) - EUX/202612

2024/07/16 18:51:03

Price
4.3188 EUR
 Difference  -0.27% (-0.01)

General attributes

Symbol	SANHZ26
Exchange	Eurex
Currency	EUR
Security type	Future
Underlying	BANCO SANTANDER SA
Maturity	12-2026
Contract size	100

Market data

Bid (Bid size)	- EUR (-)
Ask (Ask size)	- EUR (-)
Open	4.3188 EUR
High	4.3188 EUR
Low	4.3188 EUR
Close (prev. day)	4.3306 EUR
Underlying	BANCO SANTANDER SA
Underlying price (date)	4.4405 (24/07/16)
Settlement price (date)	4.32 (24/07/16)
Open Interest	0

Performance and Risk

	6m	1y	3y
Perf (%)	+19.82%	-	-
Perf (abs.)	+0.72	-	-
Beta	-	-	-
Volatility	27.25	-	-

Futures and Options

Related Futures	-
Related Options	-












Information about previous performance does not guarantee future performance.
 Source: FactSet

Price data

Ø price 5 days Ø volume 5 days (pcs.)	4.3502 EUR (0)
Ø price 30 days Ø volume 30 days (pcs.)	4.3866 EUR (0)
Ø price 100 days Ø volume 100 days (pcs.)	4.3415 EUR (0)
Ø price 250 days Ø volume 250 days (pcs.)	- EUR (-)
YTD High date	4.7907 EUR (2024/05/20)
YTD Low date	3.3997 EUR (2024/01/29)
52 Weeks High date	- EUR (-)
52 Weeks Low date	- EUR (-)

Recent Research

on underlying	on sector	on market	
Date		Headline	Download
2024/07/15		Aktienempfehlungen Global	
2024/07/12		Global Equity Ratings	
2024/06/21		Global Equity Ratings	
2024/06/21		Aktienempfehlungen Global	
2024/06/14		Global Equity Ratings	