

BANCO SANTANDER S.A. FUTURE (SANH) - EUX/202612

2024/05/08 18:35:21

Price
4.684 EUR
 Difference  0.85% (0.04)

General attributes

Symbol	SANHZ26
Exchange	Eurex
Currency	EUR
Security type	Future
Underlying	BANCO SANTANDER SA
Maturity	12-2026
Contract size	100

Market data

Bid (Bid size)	- EUR (-)
Ask (Ask size)	- EUR (-)
Open	4.684 EUR
High	4.684 EUR
Low	4.684 EUR
Close (prev. day)	4.6443 EUR
Underlying	BANCO SANTANDER SA
Underlying price (date)	4.7715 (24/05/08)
Settlement price (date)	4.68 (24/05/08)
Open Interest	0

Performance and Risk

	6m	1y	3y
Perf (%)	-	-	-
Perf (abs.)	-	-	-
Beta	-	-	-
Volatility	-	-	-

Futures and Options

Related Futures	-
Related Options	-

5y












Information about previous performance does not guarantee future performance.
 Source: FactSet

Price data

Ø price 5 days Ø volume 5 days (pcs.)	4.545 EUR (0)
Ø price 30 days Ø volume 30 days (pcs.)	4.446 EUR (0)
Ø price 100 days Ø volume 100 days (pcs.)	3.915 EUR (0)
Ø price 250 days Ø volume 250 days (pcs.)	- EUR (-)
YTD High date	4.702 EUR (2024/04/26)
YTD Low date	3.400 EUR (2024/01/29)
52 Weeks High date	- EUR (-)
52 Weeks Low date	- EUR (-)

Recent Research

on underlying on sector on market			
Date		Headline	Download
2024/04/26		Global Equity Ratings	
2024/04/26		Aktienempfehlungen Global	
2024/04/03		Global Equity Ratings	
2024/04/03		Aktienempfehlungen Global	
2024/03/13		Global Equity Ratings	