

ORANGE S.A. FUTURE (FTEG) - EUX/202612

2024/07/26 18:35:17

Price
9.5137 EUR

Difference  -0.01% (-0.00)

General attributes

Symbol	FTEGZ26
Exchange	Eurex
Currency	EUR
Security type	Future
Underlying	ORANGE SA
Maturity	12-2026
Contract size	100

Market data

Bid (Bid size)	- EUR (-)
Ask (Ask size)	- EUR (-)
Open	9.5137 EUR
High	9.5137 EUR
Low	9.5137 EUR
Close (prev. day)	9.5145 EUR
Underlying	ORANGE SA
Underlying price (date)	10.27 (24/07/26)
Settlement price (date)	9.51 (24/07/26)
Open Interest	0

Performance and Risk

	6m	1y	3y
Perf (%)	-6.51%	-	-
Perf (abs.)	-0.66	-	-
Beta	-	-	-
Volatility	16.83	-	-

Futures and Options

Related Futures	-
Related Options	-












Information about previous performance does not guarantee future performance.
Source: FactSet

Price data

Ø price 5 days Ø volume 5 days (pcs.)	9.4401 EUR (0)
Ø price 30 days Ø volume 30 days (pcs.)	9.0565 EUR (0)
Ø price 100 days Ø volume 100 days (pcs.)	9.4059 EUR (0)
Ø price 250 days Ø volume 250 days (pcs.)	- EUR (-)
YTD High date	10.3477 EUR (2024/01/23)
YTD Low date	8.5909 EUR (2024/06/14)
52 Weeks High date	- EUR (-)
52 Weeks Low date	- EUR (-)

Recent Research

on sector		on market	
Date		Headline	Download
2024/07/24		Global Equity Ratings	
2024/07/24		Aktienempfehlungen Global	
2024/07/19		Equity Weekly	
2024/07/15		Aktienempfehlungen Global	
2024/07/12		Global Equity Ratings	