

# ORANGE S.A. FUTURE (FTEG) - EUX/202612

2024/07/26 18:35:17

Price  
**9.5137** EUR

Difference  -0.01% (-0.00)

### General attributes

Symbol	FTEGZ26
Exchange	Eurex
Currency	EUR
Security type	Future
Underlying	ORANGE SA
Maturity	12-2026
Contract size	100

### Market data

Bid (Bid size)	- EUR (-)
Ask (Ask size)	- EUR (-)
Open	9.5137 EUR
High	9.5137 EUR
Low	9.5137 EUR
Close (prev. day)	9.5145 EUR
Underlying	ORANGE SA
Underlying price (date)	10.27 (24/07/26)
Settlement price (date)	9.51 (24/07/26)
Open Interest	0

### Performance and Risk

	6m	1y	3y
Perf (%)	-6.51%	-	-
Perf (abs.)	-0.66	-	-
Beta	-	-	-
Volatility	16.83	-	-

### Futures and Options

Related Futures	-
Related Options	-












Information about previous performance does not guarantee future performance.  
Source: FactSet

### Price data

Ø price 5 days   Ø volume 5 days (pcs.)	9.4401 EUR (0)
Ø price 30 days   Ø volume 30 days (pcs.)	9.0565 EUR (0)
Ø price 100 days   Ø volume 100 days (pcs.)	9.4059 EUR (0)
Ø price 250 days   Ø volume 250 days (pcs.)	- EUR (-)
YTD High   date	10.3477 EUR (2024/01/23)
YTD Low   date	8.5909 EUR (2024/06/14)
52 Weeks High   date	- EUR (-)
52 Weeks Low   date	- EUR (-)

### Recent Research

on sector		on market	
Date		Headline	Download
2024/07/24		Global Equity Ratings	
2024/07/24		Aktienempfehlungen Global	
2024/07/19		Equity Weekly	
2024/07/15		Aktienempfehlungen Global	
2024/07/12		Global Equity Ratings	