

# DEUTSCHE BANK AG FUTURE (DBKP) - EUX/202612

2024/04/26 18:31:06

**Price**  
**16.358** EUR  
 Difference  -0.92% (-0.15)

**General attributes**

|               |                  |
|---------------|------------------|
| Symbol        | DBKPZ26          |
| Exchange      | Eurex            |
| Currency      | EUR              |
| Security type | Future           |
| Underlying    | DEUTSCHE BANK AG |
| Maturity      | 12-2026          |
| Contract size | 100              |

**Market data**

|                         |                   |
|-------------------------|-------------------|
| Bid (Bid size)          | - EUR (-)         |
| Ask (Ask size)          | - EUR (-)         |
| Open                    | 16.358 EUR        |
| High                    | 16.358 EUR        |
| Low                     | 16.358 EUR        |
| Close (prev. day)       | 16.51 EUR         |
| Underlying              | DEUTSCHE BANK AG  |
| Underlying price (date) | 16.532 (24/04/26) |
| Settlement price (date) | 16.36 (24/04/26)  |
| Open Interest           | 0                 |

**Performance and Risk**

|             | 6m | 1y | 3y |
|-------------|----|----|----|
| Perf (%)    | -  | -  | -  |
| Perf (abs.) | -  | -  | -  |
| Beta        | -  | -  | -  |
| Volatility  | -  | -  | -  |

**Futures and Options**

|                 |   |
|-----------------|---|
| Related Futures | - |
| Related Options | - |

5y













Information about previous performance does not guarantee future performance.  
 Source: FactSet

**Price data**

|   |                         |
|---|-------------------------|
| Ø price 5 days   Ø volume 5 days (pcs.)     | 15.570 EUR (0)          |
| Ø price 30 days   Ø volume 30 days (pcs.)   | 14.286 EUR (0)          |
| Ø price 100 days   Ø volume 100 days (pcs.) | 12.545 EUR (0)          |
| Ø price 250 days   Ø volume 250 days (pcs.) | - EUR (-)               |
| YTD High   date                             | 16.510 EUR (2024/04/25) |
| YTD Low   date                              | 10.996 EUR (2024/02/07) |
| 52 Weeks High   date                        | - EUR (-)               |
| 52 Weeks Low   date                         | - EUR (-)               |

**Recent Research**

| on underlying | on sector   | on market                 |   |
|---------------|---|---------------------------|---|
| Date          |   | Headline                  | Download  |
| 2024/04/26    |  | Global Equity Ratings     |  |
| 2024/04/26    |  | Aktienempfehlungen Global |  |
| 2024/04/03    |  | Global Equity Ratings     |  |
| 2024/04/03    |  | Aktienempfehlungen Global |  |
| 2024/03/13    |  | Global Equity Ratings     |  |