


# ANHEU.-BUSCH IN.STOCK TRACKING FUTURE (1ITK) - EUX/202612

2024/08/16 19:00:37

**Price**  
**59.212** EUR

**Difference**  **-0.30% (-0.18)**

**General attributes**

Symbol	1ITKZ26
Exchange	Eurex
Currency	EUR
Security type	Future
Underlying	ANHEUSER-BUSCH INBEV SA
Maturity	12-2026
Contract size	100

**Market data**

Bid (Bid size)	- EUR (-)
Ask (Ask size)	- EUR (-)
Open	59.212 EUR
High	59.212 EUR
Low	59.212 EUR
Close (prev. day)	59.3873 EUR
Underlying	ANHEUSER-BUSCH INBEV SA
Underlying price (date)	55.02 (24/08/16)
Settlement price (date)	59.21 (24/08/16)
Open Interest	0

**Performance and Risk**

	6m	1y	3y
Perf (%)	-6.69%	-	-
Perf (abs.)	-4.26	-	-
Beta	-	-	-
Volatility	18.92	-	-

**Futures and Options**

Related Futures	-
Related Options	-












Information about previous performance does not guarantee future performance.  
 Source: FactSet

**Price data**

Ø price 5 days   Ø volume 5 days (pcs.)	59.319 EUR (0)
Ø price 30 days   Ø volume 30 days (pcs.)	60.232 EUR (0)
Ø price 100 days   Ø volume 100 days (pcs.)	61.483 EUR (0)
Ø price 250 days   Ø volume 250 days (pcs.)	- EUR (-)
YTD High   date	67.660 EUR (2024/05/17)
YTD Low   date	58.855 EUR (2024/04/17)
52 Weeks High   date	- EUR (-)
52 Weeks Low   date	- EUR (-)

**Recent Research**

on underlying	on sector	on market	
Date		Headline	Download
2024/08/12		Global Equity Ratings	
2024/08/12		Aktienempfehlungen Global	
2024/07/24		Global Equity Ratings	
2024/07/24		Aktienempfehlungen Global	
2024/07/15		Aktienempfehlungen Global	