

ANHEU.-BUSCH IN.STOCK TRACKING FUTURE (1ITK) - EUX/202612

2024/07/16 19:13:05

Price
59.809 EUR

Difference  -0.87% (-0.53)

General attributes

Symbol	1ITKZ26
Exchange	Eurex
Currency	EUR
Security type	Future
Underlying	ANHEUSER-BUSCH INBEV SA
Maturity	12-2026
Contract size	100

Market data

Bid (Bid size)	- EUR (-)
Ask (Ask size)	- EUR (-)
Open	59.809 EUR
High	59.809 EUR
Low	59.809 EUR
Close (prev. day)	60.3346 EUR
Underlying	ANHEUSER-BUSCH INBEV SA
Underlying price (date)	56.24 (24/07/17)
Settlement price (date)	59.81 (24/07/16)
Open Interest	0

Performance and Risk

	6m	1y	3y
Perf (%)	-6.23%	-	-
Perf (abs.)	-3.97	-	-
Beta	-	-	-
Volatility	18.52	-	-

Futures and Options

Related Futures	-
Related Options	-

5y












Information about previous performance does not guarantee future performance.
Source: FactSet

Price data

Ø price 5 days Ø volume 5 days (pcs.)	60.732 EUR (0)
Ø price 30 days Ø volume 30 days (pcs.)	60.920 EUR (0)
Ø price 100 days Ø volume 100 days (pcs.)	61.790 EUR (0)
Ø price 250 days Ø volume 250 days (pcs.)	- EUR (-)
YTD High date	67.660 EUR (2024/05/17)
YTD Low date	58.855 EUR (2024/04/17)
52 Weeks High date	- EUR (-)
52 Weeks Low date	- EUR (-)

Recent Research

on underlying	on sector	on market	
Date		Headline	Download
2024/07/15		Aktienempfehlungen Global	
2024/07/12		Global Equity Ratings	
2024/06/21		Global Equity Ratings	
2024/06/21		Aktienempfehlungen Global	
2024/06/14		Global Equity Ratings	