

# DEUTSCHE BANK AG FUTURE (DBKI) - EUX/202612

2024/06/25 19:05:20

**Price**  
**14.7065** EUR

**Difference**  **-1.53%** (-0.23)

### General attributes

Symbol	DBKIZ26
Exchange	Eurex
Currency	EUR
Security type	Future
Underlying	DEUTSCHE BANK AG
Maturity	12-2026
Contract size	100

### Market data

Bid (Bid size)	- EUR (-)
Ask (Ask size)	- EUR (-)
Open	14.7065 EUR
High	14.7065 EUR
Low	14.7065 EUR
Close (prev. day)	14.9348 EUR
Underlying	DEUTSCHE BANK AG
Underlying price (date)	14.664 (24/06/26)
Settlement price (date)	14.71 (24/06/25)
Open Interest	0

### Performance and Risk

	6m	1y	3y
Perf (%)	+21.00%	-	-
Perf (abs.)	+2.55	-	-
Beta	-	-	-
Volatility	32.96	-	-

### Futures and Options

Related Futures	-
Related Options	-

5y












Information about previous performance does not guarantee future performance.  
Source: FactSet

### Price data

Ø price 5 days   Ø volume 5 days (pcs.)	14.7568 EUR (0)
Ø price 30 days   Ø volume 30 days (pcs.)	15.2487 EUR (0)
Ø price 100 days   Ø volume 100 days (pcs.)	13.9820 EUR (0)
Ø price 250 days   Ø volume 250 days (pcs.)	- EUR (-)
YTD High   date	16.5100 EUR (2024/04/25)
YTD Low   date	10.9961 EUR (2024/02/07)
52 Weeks High   date	- EUR (-)
52 Weeks Low   date	- EUR (-)

### Recent Research

on underlying	on sector	on market	
Date		Headline	Download
2024/06/21		Global Equity Ratings	
2024/06/21		Aktienempfehlungen Global	
2024/06/14		Global Equity Ratings	
2024/06/14		Aktienempfehlungen Global	
2024/05/29		Global Equity Ratings	