

# DEUTSCHE BANK AG FUTURE (DBKI) - EUX/202612

2024/05/27 18:58:51

**Price**  
15.83 EUR

**Difference**  -0.12% (-0.02)

### General attributes

|               |                  |
|---------------|------------------|
| Symbol        | DBKIZ26          |
| Exchange      | Eurex            |
| Currency      | EUR              |
| Security type | Future           |
| Underlying    | DEUTSCHE BANK AG |
| Maturity      | 12-2026          |
| Contract size | 100              |

### Market data

|                         |                   |
|-------------------------|-------------------|
| Bid (Bid size)          | - EUR (-)         |
| Ask (Ask size)          | - EUR (-)         |
| Open                    | 15.83 EUR         |
| High                    | 15.83 EUR         |
| Low                     | 15.83 EUR         |
| Close (prev. day)       | 15.8498 EUR       |
| Underlying              | DEUTSCHE BANK AG  |
| Underlying price (date) | 15.686 (24/05/28) |
| Settlement price (date) | 15.83 (24/05/27)  |
| Open Interest           | 0                 |

### Performance and Risk

|             | 6m      | 1y | 3y |
|-------------|---------|----|----|
| Perf (%)    | +44.35% | -  | -  |
| Perf (abs.) | +4.86   | -  | -  |
| Beta        | -       | -  | -  |
| Volatility  | 31.76   | -  | -  |

### Futures and Options

|                 |   |
|-----------------|---|
| Related Futures | - |
| Related Options | - |

5y













Information about previous performance does not guarantee future performance.  
Source: FactSet

### Price data

|   |                        |
|---|------------------------|
| Ø price 5 days   Ø volume 5 days (pcs.)     | 15.71 EUR (0)          |
| Ø price 30 days   Ø volume 30 days (pcs.)   | 15.31 EUR (0)          |
| Ø price 100 days   Ø volume 100 days (pcs.) | 13.28 EUR (0)          |
| Ø price 250 days   Ø volume 250 days (pcs.) | - EUR (-)              |
| YTD High   date                             | 16.51 EUR (2024/04/25) |
| YTD Low   date                              | 11.00 EUR (2024/02/07) |
| 52 Weeks High   date                        | - EUR (-)              |
| 52 Weeks Low   date                         | - EUR (-)              |

### Recent Research

| on underlying | on sector   | on market                 |   |
|---------------|---|---------------------------|---|
| Date          |   | Headline                  | Download  |
| 2024/04/26    |  | Global Equity Ratings     |  |
| 2024/04/26    |  | Aktienempfehlungen Global |  |
| 2024/04/03    |  | Global Equity Ratings     |  |
| 2024/04/03    |  | Aktienempfehlungen Global |  |
| 2024/03/13    |  | Global Equity Ratings     |  |